
	<h1>ST. JOSEPH</h1>	
<b>REGION: DAR ES SALAAM</b>	<b>SCHOOL AVERAGE: 26.6</b>	<b>DISTRICT: KINONDONI</b>
<b>SUBJECT AND GRADE PERFORMANCE ANALYSIS</b>		

SUBJECT RANKING			
ENGLISH	34.5	69%	1
CIVIC AND MORAL EDUCATION	30.0	60%	2
KISWAHILI	28.1	56%	3
SCIENCE	27.1	54%	4
SOCIAL STUDIES	25.9	52%	5
MATHEMATICS	14.1	28%	6



SUBJECT GRADE ANALYSIS					
SUBJECT/GRADE	A	B	C	D	F
MATHEMATICS	0	2	4	20	0
KISWAHILI	0	19	14	5	0
ENGLISH	9	21	7	2	0
SCIENCE	2	13	16	7	0
SOCIAL STUDIES	1	11	20	7	0
CIVIC AND MORAL	6	17	9	6	0

OVERALL GRADE ANALYSIS			
<b>A</b>	<b>0</b>	<b>40</b>	0%
<b>B</b>	<b>11</b>		14%
<b>C</b>	<b>23</b>		28%
<b>D</b>	<b>5</b>		6%
<b>F</b>	<b>1</b>		1%

CHART SUBJECT ANALYSIS						
40						
35						
30						
25						
20						
15						
10						
	MATH	KISW	ENG	SCIE	SST	CME

BOYS VS GIRLS PERFORMANCE				
	<b>SAT</b>		<b>SAT</b>	<b>TOTAL</b>
	<b>18</b>		<b>22</b>	<b>40</b>
<b>28%</b>		<b>25%</b>		

SEATED	40	100%
ABSENTEES	0	0%
PASSED	34	85%
FAILED	6	15%

NO	NAME	SEX	MATH		KISW		ENG		SCI		SST		CME		TOTAL	AVG	GRADE	POS
1	ROBERT JUNIOR MNGANY	M	26	C	38	B	47	A	39	B	43	A	44	A	237	39.5	B	1
2	DESTINY PASCHAL KAROMBA	F	36	B	32	B	48	A	34	B	36	B	41	A	227	37.8	B	2
3	KINDUNDA RASHID KHERI	F	25	C	38	B	46	A	38	B	33	B	45	A	225	37.5	B	3
4	GRANVILLE ALBINUS BALOMI	M	27	C	35	B	42	A	36	B	37	B	47	A	224	37.3	B	4
5	RHODA CAHAMES STEVEN	F	21	C	36	B	45	A	34	B	33	B	41	A	210	35.0	B	5
6	BALTAZARY MULOKOZI MWOMBEDI	M	37	B	32	B	32	B	38	B	31	B	39	B	209	34.8	B	6
7	RACHEL MARRY RAPHAEL MASSANZA	F	16	D	39	B	43	A	29	C	30	C	40	B	197	32.8	B	7
8	VICTOR CAHRLES LUSHEKE	M	16	D	35	B	38	B	35	B	28	C	42	A	194	32.3	B	8
9	FAITH JOSHUA KIZUMBA	F	20	D	35	B	44	A	23	C	31	B	38	B	191	31.8	B	9.5
10	GROLY PAUL MASSAWE	F	20	D	33	B	40	B	30	C	31	B	37	B	191	31.8	B	9.5
11	FRANCISCA FRANCIS MUSHI	F	14	D	37	B	42	A	27	C	30	C	34	B	184	30.7	B	11
12	AMOS JUMA GUMBO	M	14	D	27	C	27	C	45	A	34	B	34	B	181	30.2	C	12
13	AARON ALBERT MARIK	M	14	D	30	C	30	C	43	A	25	C	36	B	178	29.7	C	13.5
14	FERNANDEZ KELVIN ABISAI	M	11	D	32	B	35	B	32	B	33	B	35	B	178	29.7	C	13.5
15	ILARIA WAEL EPHRAIM KIBONDE	F	13	D	34	B	39	B	26	C	27	C	34	B	173	28.8	C	15.5
16	JEMINA PATRICK MALLYA	F	17	D	33	B	40	B	27	C	23	C	33	B	173	28.8	C	15.5
17	JAMES LAMB CUCA	M	15	D	16	D	46	A	33	B	28	C	34	B	172	28.7	C	17
18	SULEIMAN IBRAHIM	M	14	D	35	B	33	B	26	C	28	C	33	B	169	28.2	C	18
19	AGATHA GABRIEL CHOKALA	F	8	E	36	B	33	B	24	C	31	B	34	B	166	27.7	C	19
20	GRACIOUS ALBINUS BALOMI	F	11	D	32	B	37	B	28	C	25	C	30	C	163	27.2	C	20
21	NATHAN FRANK MUNANKA	M	7	E	32	B	36	B	29	C	23	C	35	B	162	27.0	C	21
22	JEREMIA FREDRICKMTUI	M	12	D	27	C	40	B	18	D	26	C	35	B	158	26.3	C	22.5
23	LEWIS VALERIAN MASSAWE	M	9	E	28	C	38	B	22	C	31	B	30	C	158	26.3	C	22.5
24	BRIAN ALEXANDER LUYELA	M	13	D	34	B	34	B	33	B	21	C	19	D	154	25.7	C	24
25	EMMANUEL MOSES MJENGWA	M	9	E	23	C	23	C	39	B	27	C	32	B	153	25.5	C	25.5

NO	NAME	SEX	MATH		KISW		ENG		SCI		SST		CME		TOTAL	AVG	GRADE	POS
26	FETTYPRECIUOS JUMA MNWELE	F	12	D	28	C	36	B	23	C	23	C	31	B	153	25.5	C	25.5
27	COLLINS DOMINIC NGONYANI	M	9	E	30	C	30	C	38	B	22	C	21	C	150	25.0	C	27
28	DOREEN DICKSON CHALILA	F	8	E	28	C	37	B	24	C	26	C	19	D	142	23.7	C	28
29	ANNA EMMANUEL MSECHU	F	12	D	24	C	36	B	18	D	25	C	26	C	141	23.5	C	29
30	MWANAMKASI JAHA MOHAMMED	F	12	D	29	C	39	B	18	D	17	D	25	C	140	23.3	C	30
31	ELISHA PETER MNUO	M	16	D	22	C	22	C	35	B	19	D	24	C	138	23.0	C	31
32	ELICE FERDINAND URASSA	F	11	D	24	C	34	B	23	C	20	D	25	C	137	22.8	C	32
33	GABRIELA GEORGE KILAPILO	F	7	E	22	C	35	B	22	C	24	C	26	C	136	22.7	C	33
34	IBRAHIM HUSSEIN	M	8	E	22	C	33	B	17	D	27	C	24	C	131	21.8	C	34
35	OLIVER PASCHAL PARESSO	F	6	E	19	D	31	B	13	D	21	C	17	D	107	17.8	D	35
36	FELISTER NICOLAUS KASEMBO	F	6	E	18	D	16	D	24	C	13	D	20	D	97	16.2	D	36
37	DEBORA DANIEL TIMOTHY	F	7	E	10	E	17	D	14	D	20	D	12	D	80	13.3	D	37
38	HANSON MARK REWETA	M	8	E	16	D	23	C	11	D	13	D	8	E	79	13.2	D	38
39	LORRAINE DAVID KONDORO	F	9	E	13	D	24	C	9	E	9	E	9	E	73	12.2	D	39
40	MARIA DONALD CHIFEBE	F	8	E	9	E	10	E	6	E	12	D	11	D	56	9.3	F	40