

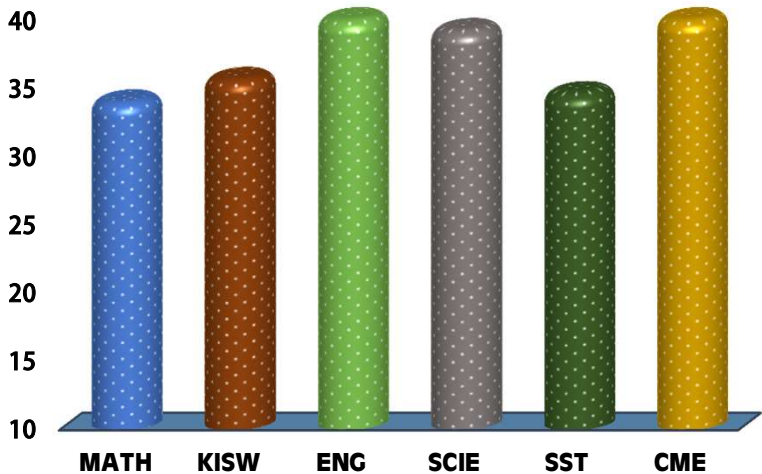




|      |           | <b>ST. JUDE</b>        |   |             |  |              |
|---|-----------|------------------------|---|-------------|---|--------------|
| <b>REGION: ARUSHA</b>   |           | <b>SCHOOL AVERAGE:</b> |   | <b>38.3</b> | <b>DISTRICT: ARUSHA</b>   |              |
| <b>SUBJECT AND GRADE PERFORMANCE ANALYSIS</b>   |           |                        |   |             |   |              |
| <b>SUBJECT RANKING</b>  |           |                        |   |             |   |              |
| ENGLISH   | 43.7      | 87%                    | 1   |             |   |              |
| CIVIC AND MORAL EDUCATION   | 42.6      | 85%                    | 2   |             |   |              |
| SCIENCE   | 39.2      | 78%                    | 3   |             |   |              |
| KISWAHILI   | 35.6      | 71%                    | 4   |             |   |              |
| SOCIAL STUDIES  | 34.6      | 69%                    | 5   |             |   |              |
| MATHEMATICS   | 34.0      | 68%                    | 6   |             |   |              |
| <b>SUBJECT GRADE ANALYSIS</b>   |           |                        |   |             |   |              |
| SUBJECT/GRADE   | A         | B                      | C   | D           | F   |              |
| MATHEMATICS   | 22        | 19                     | 19  | 7           | 0   |              |
| KISWAHILI   | 8         | 56                     | 3   | 0           | 0   |              |
| ENGLISH   | 63        | 4                      | 0   | 0           | 0   |              |
| SCIENCE   | 33        | 32                     | 2   | 0           | 0   |              |
| SOCIAL STUDIES  | 8         | 45                     | 14  | 0           | 0   |              |
| CIVIC AND MORAL   | 52        | 15                     | 0   | 0           | 0   |              |
| <b>OVERALL GRADE ANALYSIS</b>   |           |                        |   |             |   |              |
| <b>A</b>  | <b>22</b> | <b>67</b>              |   | 27%         |   |              |
| <b>B</b>  | <b>45</b> |                        |   | 56%         |   |              |
| <b>C</b>  | <b>0</b>  |                        |   | 0%          |   |              |
| <b>D</b>  | <b>0</b>  |                        |   | 0%          |   |              |
| <b>F</b>  | <b>0</b>  |                        |   | 0%          |   |              |
| <b>CHART SUBJECT ANALYSIS</b>   |           |                        |   |             |   |              |
|    |           |                        |   |             |   |              |
| <b>BOYS VS GIRLS PERFORMANCE</b>  |           |                        |   |             |   |              |
|  |           | <b>SAT</b>             |  |             | <b>SAT</b>  | <b>TOTAL</b> |
|   |           | <b>28</b>              |   |             | <b>39</b>   | <b>67</b>    |
| <b>40%</b>  |           |                        | <b>37%</b>  |             |   |              |
| <b>SEATED</b>   |           |                        |   |             |   |              |
| <b>ABSENTEES</b>  |           |                        |   |             |   |              |
| <b>PASSED</b>   |           |                        |   |             |   |              |
| <b>FAILED</b>   |           |                        |   |             |   |              |

| NO | NAME                    | SEX | MATH |   | KISW |   | ENG |   | SCI |   | SST |   | CME |   | TOTAL | AVG  | GRADE | POS |
|----|-------------------------|-----|------|---|------|---|-----|---|-----|---|-----|---|-----|---|-------|------|-------|-----|
| 1  | EMANUEL ELIYA MWETA     | M   | 47   | A | 41   | A | 47  | A | 46  | A | 45  | A | 48  | A | 274   | 45.7 | A     | 1   |
| 2  | JOHNSON ELIASAFU JOHN   | M   | 45   | A | 42   | A | 47  | A | 44  | A | 44  | A | 45  | A | 267   | 44.5 | A     | 2   |
| 3  | BARAKA JOSEPH MUTUNGUJA | M   | 45   | A | 41   | A | 47  | A | 46  | A | 40  | B | 45  | A | 264   | 44.0 | A     | 3.5 |
| 4  | DORCAS ELIA MTUI        | F   | 43   | A | 44   | A | 45  | A | 43  | A | 42  | A | 47  | A | 264   | 44.0 | A     | 3.5 |
| 5  | SHABANI SALIM KUDUNGA   | M   | 44   | A | 38   | B | 43  | A | 46  | A | 42  | A | 45  | A | 258   | 43.0 | A     | 5   |
| 6  | EBENEZA ELIA KINYAGA    | M   | 39   | B | 41   | A | 48  | A | 41  | A | 43  | A | 45  | A | 257   | 42.8 | A     | 6   |
| 7  | IDDI SAID KIYAMA        | M   | 46   | A | 38   | B | 47  | A | 41  | A | 40  | B | 44  | A | 256   | 42.7 | A     | 7.5 |
| 8  | NOREEN GODSON MTEI      | F   | 44   | A | 40   | B | 47  | A | 45  | A | 34  | B | 46  | A | 256   | 42.7 | A     | 7.5 |
| 9  | GEORGE DISMASS CHUWA    | M   | 46   | A | 39   | B | 47  | A | 45  | A | 29  | C | 48  | A | 254   | 42.3 | A     | 9   |
| 10 | ABDULKARIM ALLY MUNGA   | M   | 47   | A | 36   | B | 47  | A | 42  | A | 37  | B | 43  | A | 252   | 42.0 | A     | 11  |
| 11 | JOANITHA GODFREY AKAKA  | F   | 43   | A | 39   | B | 45  | A | 46  | A | 36  | B | 43  | A | 252   | 42.0 | A     | 11  |
| 12 | PEACE CHRISTIAN AKYOO   | M   | 46   | A | 34   | B | 44  | A | 46  | A | 39  | B | 42  | A | 251   | 41.8 | A     | 13  |
| 13 | SUMAIYA SHABANI SAIDI   | F   | 45   | A | 39   | B | 45  | A | 42  | A | 35  | B | 45  | A | 251   | 41.8 | A     | 13  |
| 14 | NANCY THADEY STEPHANO   | F   | 41   | A | 41   | A | 46  | A | 43  | A | 34  | B | 45  | A | 250   | 41.7 | A     | 14  |
| 15 | AIVIN JONAS KAAYA       | M   | 48   | A | 34   | B | 42  | A | 41  | A | 40  | B | 44  | A | 249   | 41.5 | A     | 16  |
| 16 | KELVIN LAZARO ABILA     | M   | 40   | B | 36   | B | 43  | A | 44  | A | 40  | B | 46  | A | 249   | 41.5 | A     | 16  |
| 17 | JOSHUA JACOB PETRO      | M   | 39   | B | 39   | B | 47  | A | 41  | A | 39  | B | 42  | A | 247   | 41.2 | A     | 18  |
| 18 | SHALOM TUMAINIEL TENGA  | F   | 39   | B | 36   | B | 44  | A | 41  | A | 41  | A | 46  | A | 247   | 41.2 | A     | 18  |
| 19 | JOHNSON SAMSON LAIZER   | M   | 39   | B | 38   | B | 43  | A | 42  | A | 38  | B | 47  | A | 247   | 41.2 | A     | 18  |
| 20 | NESTA STEVEN MWAKALINGA | F   | 27   | C | 38   | B | 47  | A | 41  | A | 46  | A | 47  | A | 246   | 41.0 | A     | 20  |
| 21 | ELIEWAHA AYUBU MSUYA    | M   | 43   | A | 36   | B | 47  | A | 41  | A | 33  | B | 43  | A | 243   | 40.5 | A     | 22  |
| 22 | MASI PETER KWIKWI       | F   | 43   | A | 36   | B | 46  | A | 41  | A | 32  | B | 45  | A | 243   | 40.5 | A     | 22  |
| 23 | VIOLET DONATH SHAYO     | F   | 44   | A | 35   | B | 44  | A | 43  | A | 31  | B | 45  | A | 242   | 40.3 | B     | 23  |
| 24 | DOREEN RAFAEL NTANDU    | F   | 41   | A | 41   | A | 45  | A | 40  | B | 32  | B | 41  | A | 240   | 40.0 | B     | 24  |
| 25 | ABIE SIMON TSERE        | M   | 35   | B | 37   | B | 47  | A | 42  | A | 34  | B | 44  | A | 239   | 39.8 | B     | 26  |

| NO | NAME                       | SEX | MATH |   | KISW |   | ENG |   | SCI |   | SST |   | CME |   | TOTAL | AVG  | GRADE | POS |
|----|----------------------------|-----|------|---|------|---|-----|---|-----|---|-----|---|-----|---|-------|------|-------|-----|
| 26 | ANTONY SIRILI OTTO         | M   | 34   | B | 37   | B | 44  | A | 42  | A | 35  | B | 47  | A | 239   | 39.8 | B     | 26  |
| 27 | MTUMWA RAJABU MALEMBO      | F   | 38   | B | 33   | B | 45  | A | 41  | A | 41  | A | 40  | B | 238   | 39.7 | B     | 28  |
| 28 | HASSAN RAMADHANI MAKASA    | M   | 34   | B | 36   | B | 42  | A | 42  | A | 39  | B | 45  | A | 238   | 39.7 | B     | 28  |
| 29 | GEORGE APOLINARY MTEY      | M   | 39   | B | 35   | B | 44  | A | 39  | B | 37  | B | 41  | A | 235   | 39.2 | B     | 31  |
| 30 | FATUMA ATHUMAN MBOGOSI     | F   | 43   | A | 37   | B | 46  | A | 39  | B | 29  | C | 41  | A | 235   | 39.2 | B     | 31  |
| 31 | LOVENESS AGREY MBUYA       | F   | 39   | B | 34   | B | 44  | A | 37  | B | 38  | B | 43  | A | 235   | 39.2 | B     | 31  |
| 32 | DANIEL DAUDI MSAFIRI       | M   | 34   | B | 37   | B | 44  | A | 38  | B | 35  | B | 47  | A | 235   | 39.2 | B     | 31  |
| 33 | SALUM HEMEDI MFANGA        | M   | 41   | A | 35   | B | 43  | A | 41  | A | 30  | C | 43  | A | 233   | 38.8 | B     | 33  |
| 34 | HASSANI ISSA TANDALA       | M   | 43   | A | 34   | B | 45  | A | 41  | A | 33  | B | 36  | B | 232   | 38.7 | B     | 34  |
| 35 | ESTER ANTONY MWALUNENGE    | F   | 38   | B | 34   | B | 46  | A | 34  | B | 35  | B | 43  | A | 230   | 38.3 | B     | 35  |
| 36 | ZULFA ECLEFU MWADUGA       | F   | 35   | B | 34   | B | 45  | A | 37  | B | 33  | B | 45  | A | 229   | 38.2 | B     | 36  |
| 37 | SHADIA ALLY KYUNGAI        | F   | 44   | A | 33   | B | 42  | A | 39  | B | 27  | C | 43  | A | 228   | 38.0 | B     | 37  |
| 38 | JANETH JULIUS MUNA         | F   | 34   | B | 35   | B | 42  | A | 39  | B | 34  | B | 42  | A | 226   | 37.7 | B     | 38  |
| 39 | LORINEE PRISCUS KIMARO     | F   | 39   | B | 30   | C | 42  | A | 35  | B | 37  | B | 42  | A | 225   | 37.5 | B     | 41  |
| 40 | HAWA MUSA RAJABU           | F   | 27   | C | 33   | B | 43  | A | 42  | A | 37  | B | 43  | A | 225   | 37.5 | B     | 41  |
| 41 | JOAN MICHAEL MUNGURE       | F   | 35   | B | 32   | B | 44  | A | 34  | B | 35  | B | 45  | A | 225   | 37.5 | B     | 41  |
| 42 | HUSSEIN ABDULKADIR MTATIRO | M   | 35   | B | 35   | B | 42  | A | 38  | B | 29  | C | 46  | A | 225   | 37.5 | B     | 41  |
| 43 | ASHMARY MBARAKA SALIMU     | F   | 30   | C | 33   | B | 45  | A | 39  | B | 31  | B | 46  | A | 224   | 37.3 | B     | 43  |
| 44 | COLIN JOHNSON LAIZER       | M   | 35   | B | 37   | B | 41  | A | 35  | B | 34  | B | 41  | A | 223   | 37.2 | B     | 45  |
| 45 | JEREMIA GASPER MICHAEL     | M   | 26   | C | 34   | B | 43  | A | 39  | B | 37  | B | 44  | A | 223   | 37.2 | B     | 45  |
| 46 | RAIMOND AMOSI MWALKO       | M   | 30   | C | 32   | B | 40  | B | 43  | A | 35  | B | 39  | B | 219   | 36.5 | B     | 47  |
| 47 | HERI SAIMON KINGU          | F   | 25   | C | 41   | A | 42  | A | 39  | B | 28  | C | 44  | A | 219   | 36.5 | B     | 47  |
| 48 | NAJATH SHABANI KOMBE       | F   | 27   | C | 34   | B | 42  | A | 37  | B | 37  | B | 39  | B | 216   | 36.0 | B     | 48  |
| 49 | MWAJUMA DIWANI MSANGI      | F   | 23   | C | 34   | B | 44  | A | 35  | B | 37  | B | 42  | A | 215   | 35.8 | B     | 50  |
| 50 | MAGRETH DAVID SHAURI       | F   | 23   | C | 33   | B | 42  | A | 41  | A | 32  | B | 44  | A | 215   | 35.8 | B     | 50  |

| NO | NAME                     | SEX | MATH |   | KISW |   | ENG |   | SCI |   | SST |   | CME |   | TOTAL | AVG  | GRADE | POS |
|----|--------------------------|-----|------|---|------|---|-----|---|-----|---|-----|---|-----|---|-------|------|-------|-----|
| 51 | ANGEL DOMINICK KONDA     | F   | 30   | C | 34   | B | 41  | A | 34  | B | 36  | B | 38  | B | 213   | 35.5 | B     | 52  |
| 52 | SAMIRA ABDALA HANTI      | F   | 24   | C | 37   | B | 45  | A | 35  | B | 31  | B | 41  | A | 213   | 35.5 | B     | 52  |
| 53 | REBEKA THOMAS MKWIZU     | F   | 26   | C | 33   | B | 42  | A | 35  | B | 34  | B | 41  | A | 211   | 35.2 | B     | 54  |
| 54 | ANGEL ANDASON NANYARO    | F   | 29   | C | 29   | C | 42  | A | 36  | B | 31  | B | 44  | A | 211   | 35.2 | B     | 54  |
| 55 | JANETH PAULO CHATILA     | F   | 21   | C | 37   | B | 45  | A | 35  | B | 27  | C | 42  | A | 207   | 34.5 | B     | 55  |
| 56 | FATUMA RAMADHANI MNDEME  | F   | 28   | C | 34   | B | 41  | A | 35  | B | 26  | C | 40  | B | 204   | 34.0 | B     | 57  |
| 57 | NAOMI EMANUEL MFINANGA   | F   | 17   | D | 34   | B | 36  | B | 42  | A | 32  | B | 43  | A | 204   | 34.0 | B     | 57  |
| 58 | ZAHIYA ABASI NURU        | F   | 25   | C | 32   | B | 40  | B | 35  | B | 29  | C | 43  | A | 204   | 34.0 | B     | 57  |
| 59 | PRISCUS PETER CHUWA      | M   | 23   | C | 32   | B | 42  | A | 37  | B | 32  | B | 37  | B | 203   | 33.8 | B     | 59  |
| 60 | HENRY ADRIANO KISIGA     | M   | 24   | C | 36   | B | 41  | A | 32  | B | 35  | B | 32  | B | 200   | 33.3 | B     | 60  |
| 61 | BEVELINI MOHAMED URASSA  | F   | 20   | D | 33   | B | 43  | A | 30  | C | 31  | B | 40  | B | 197   | 32.8 | B     | 61  |
| 62 | MWANAIKI GIFT KIMARO     | F   | 23   | C | 33   | B | 44  | A | 35  | B | 27  | C | 34  | B | 196   | 32.7 | B     | 62  |
| 63 | TINA AINEA FANUEL        | F   | 12   | D | 33   | B | 41  | A | 32  | B | 37  | B | 40  | B | 195   | 32.5 | B     | 63  |
| 64 | JENIPHA MICHAEL DANIEL   | F   | 20   | D | 36   | B | 44  | A | 30  | C | 25  | C | 37  | B | 192   | 32.0 | B     | 64  |
| 65 | IRENE RICHARD MMASI      | F   | 16   | D | 30   | C | 41  | A | 34  | B | 28  | C | 38  | B | 187   | 31.2 | B     | 65  |
| 66 | HAMISI SALIMU SAMLANDEGE | M   | 17   | D | 32   | B | 37  | B | 35  | B | 30  | C | 34  | B | 185   | 30.8 | B     | 67  |
| 67 | PILI RAJABU RASHIDI      | F   | 12   | D | 31   | B | 43  | A | 36  | B | 25  | C | 38  | B | 185   | 30.8 | B     | 67  |