
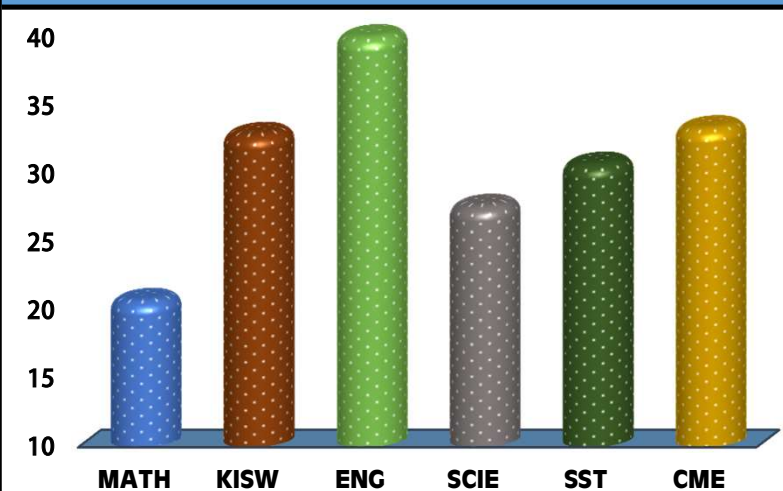
	<h1 style="margin:0;">ST.KIZITO</h1>	
REGION: KAGERA	SCHOOL AVERAGE: 31.1	DISTRICT: BUKOBA
SUBJECT AND GRADE PERFORMANCE ANALYSIS		

SUBJECT RANKING			
ENGLISH	41.5	83%	1
CIVIC AND MORAL EDUCATION	33.3	67%	2
KISWAHILI	32.8	66%	3
SOCIAL STUDIES	30.7	61%	4
SCIENCE	27.6	55%	5
MATHEMATICS	20.7	41%	6

SUBJECT GRADE ANALYSIS					
SUBJECT/GRADE	A	B	C	D	F
MATHEMATICS	0	8	9	18	0
KISWAHILI	1	29	8	1	0
ENGLISH	29	8	2	0	0
SCIENCE	0	13	22	3	0
SOCIAL STUDIES	1	21	14	2	0
CIVIC AND MORAL	4	27	5	2	0



OVERALL GRADE ANALYSIS			
A	0	39	0%
B	26		32%
C	12		15%
D	1		1%
F	0		0%

CHART SUBJECT ANALYSIS



Subject	Score
MATH	20.7
KISW	32.8
ENG	41.5
SCIE	27.6
SST	30.7
CME	33.3

BOYS VS GIRLS PERFORMANCE

	SAT		SAT	TOTAL
	18		21	39
34%		29%		

SEATED	39	100%
ABSENTEES	0	0%
PASSED	38	97%
FAILED	1	3%

NO	NAME	SEX	MATH		KISW		ENG		SCI		SST		CME		TOTAL	AVG	GRADE	POS
1	DITRICK .R.DUNCAN	M	34	B	39	B	42	A	35	B	41	A	44	A	235	39.2	B	1
2	CLEMENCE.M.ERICK	M	34	B	40	B	47	A	34	B	37	B	40	B	232	38.7	B	2
3	JAPHETH .J. NKONGO	M	31	B	39	B	47	A	34	B	37	B	43	A	231	38.5	B	3
4	ANASTAZIA .K. DEUSEDIT	F	34	B	42	A	45	A	33	B	38	B	37	B	229	38.2	B	4
5	EGIBAT .K. IGINAT	M	35	B	38	B	46	A	27	C	34	B	42	A	222	37.0	B	5
6	EDIGA .K. SOSTENES	M	29	C	39	B	43	A	31	B	37	B	38	B	217	36.2	B	6
7	OMBI.M. BUTONGO	M	32	B	32	B	44	A	34	B	37	B	37	B	216	36.0	B	7
8	JUNIOR .A.ERICK	M	35	B	33	B	42	A	32	B	37	B	35	B	214	35.7	B	8
9	MULIMA .J.RWEYEMAMU	M	28	C	33	B	42	A	39	B	33	B	38	B	213	35.5	B	9
10	JOACKIM .F. RWEHABURA	M	18	D	37	B	42	A	34	B	39	B	41	A	211	35.2	B	10
11	GODELIVA .N. WILLIAM	M	28	C	37	B	44	A	29	C	35	B	34	B	207	34.5	B	11
12	KELVIN .P. LUGENDO	M	29	C	33	B	41	A	30	C	33	B	38	B	204	34.0	B	12.5
13	PEACE .A. FLORENCE	F	27	C	35	B	46	A	29	C	30	C	37	B	204	34.0	B	12.5
14	ERASTO .E. UTONI	M	37	B	34	B	36	B	31	B	31	B	34	B	203	33.8	B	14
15	JUDITH .K. EDMUND	F	21	C	36	B	43	A	26	C	36	B	38	B	200	33.3	B	15.5
16	JOVINA .L.JOHANES	F	21	C	36	B	45	A	27	C	34	B	37	B	200	33.3	B	15.5
17	ANTIA .A. RICHARD	F	19	D	32	B	44	A	29	C	32	B	38	B	194	32.3	B	18
18	OLIVIA .K. LAMECK	F	27	C	25	C	43	A	29	C	35	B	35	B	194	32.3	B	18
19	LUCY .A. WAMBOGO	F	15	D	29	C	47	A	33	B	33	B	37	B	194	32.3	B	18
20	NEEMA .H.STEPHEN	F	22	C	33	B	44	A	27	C	29	C	36	B	191	31.8	B	20
21	CLEMENCE .I. EUSTAD	M	15	D	32	B	42	A	33	B	30	C	37	B	189	31.5	B	21
22	ESTER .K. WILLISON	F	11	D	38	B	42	A	33	B	27	C	34	B	185	30.8	B	22
23	LILIAN .F. MIYUGUYU	F	19	D	34	B	42	A	27	C	23	C	38	B	183	30.5	B	24.5
24	ELIZABETH . E. KAGANDA	F	12	D	34	B	43	A	27	C	31	B	36	B	183	30.5	B	24.5
25	HUSNA .K.SUED	F	19	D	33	B	43	A	23	C	30	C	35	B	183	30.5	B	24.5

NO	NAME	SEX	MATH		KISW		ENG		SCI		SST		CME		TOTAL	AVG	GRADE	POS
26	EDIMUND .D. SOSTENES	M	19	D	29	C	40	B	30	C	29	C	36	B	183	30.5	B	24.5
27	AMON .I.MACHA	M	15	D	33	B	39	B	25	C	30	C	37	B	179	29.8	C	27
28	GENEREZO .B. ESTON	F	17	D	34	B	36	B	23	C	31	B	36	B	177	29.5	C	28
29	TREVA .T. KASAAJU	M	11	D	32	B	42	A	21	C	36	B	33	B	175	29.2	C	29.5
30	EVELINE .N.ELIZEUS	F	13	D	34	B	47	A	30	C	20	D	31	B	175	29.2	C	29.5
31	BRIGHTER .M. KAILEMBO	F	11	D	30	C	42	A	25	C	27	C	31	B	166	27.7	C	31
32	VIOLET .N.EMMANUEL	F	10	E	32	B	38	B	21	C	33	B	30	C	164	27.3	C	32
33	CLEMENTINA .N.EUSTADI	M	7	E	30	C	42	A	29	C	27	C	21	C	156	26.0	C	33
34	LILIAN .M. MSONGA	F	15	D	21	C	39	B	19	D	26	C	22	C	142	23.7	C	34
35	RENATHA . T. THADEO	F	11	D	32	B	35	B	17	D	24	C	21	C	140	23.3	C	35
36	ENOCK . K. STEVEN	M	8	E	34	B	30	C	21	C	24	C	22	C	139	23.2	C	36
37	EDINA .P.BULIKU	F	11	D	27	C	39	B	25	C	22	C	14	D	138	23.0	C	37
38	ASTERIA .C.MATHAYO	F	17	D	24	C	42	A	17	D	18	D	17	D	135	22.5	C	38
39	LEVINA .K. LAMECK	F	10	E	16	D	24	C	7	E	10	E	10	E	77	12.8	D	39