







REGION: KAGERA		ST.MICHAEL				DISTRICT: MULEBA																	
SCHOOL INDIVIDUAL PERFORMANCE ANALYSIS																							
SCHOOL AVERAGE		39.1		CATEGORY		ABOVE 40		GRADE		B													
GRADE/MARKS		GRADE ANALYSIS VS PERCENTAGE																					
		MATH		KISW		ENG		SCI		SST		CME											
A [41 - 50]		12	23%	45	87%	42	81%	10	19%	23	44%	34	65%										
B [31 - 40]		19	37%	6	12%	9	17%	31	60%	21	40%	14	27%										
C [21 - 30]		17	33%	1	2%	1	2%	10	19%	8	15%	4	8%										
D [11 - 20]		4	8%	0	0%	0	0%	1	2%	0	0%	0	0%										
E [01 - 10]		0	0%	0	0%	0	0%	0	0%	0	0%	0	0%										
SUBJECT RANKING				OVERALL GRADE ANALYSIS																			
KISWAHILI		43.9	88%	1		GRADES		BOYS		GIRLS		TOTAL		PASS%									
ENGLISH		43.4	87%	2		A [41 - 50]		12		12		24		46%									
CIVIC AND MORAL EDUCATION		40.5	81%	3		B [31 - 40]		8		19		27		52%									
SOCIAL STUDIES		38.9	78%	4		C [21 - 30]		0		1		1		2%									
SCIENCE		34.5	69%	5		D [11 - 20]		0		0		0		0%									
MATHEMATICS		33.3	67%	6		E[01 - 10]		0		0		0		0%									
SAT		52		100%		<table border="1"> <thead> <tr> <th colspan="4">PASS % BY SEX</th> </tr> <tr> <th colspan="2">20</th> <th colspan="2">32</th> </tr> </thead> <tbody> <tr> <td></td> <td>40%</td> <td></td> <td>60%</td> </tr> </tbody> </table>						PASS % BY SEX				20		32			40%		60%
PASS % BY SEX																							
20		32																					
	40%		60%																				
ABSENTEES		0		0%																			
PASSED		52		100%																			
FAILED		0		0%																			

NO	NAME	SEX	MATH		KISW		ENG		SCI		SST		CME		TOTAL	AVG	GRADE	POS
1	ALCHERAUS MUJWAHUPI ALISTIDES	M	46	A	48	A	48	A	44	A	48	A	46	A	280	46.7	A	1
2	HILARY HALFRED KAMGISHA	M	48	A	43	A	47	A	43	A	49	A	49	A	279	46.5	A	2
3	VALENTINA TUMSIME BARONGO	F	47	A	49	A	46	A	41	A	46	A	49	A	278	46.3	A	3
4	INNOCENT ISACK MKAMA	M	45	A	45	A	45	A	42	A	50	A	49	A	276	46.0	A	4
5	GODLISTEN KURWA RAYNELLY	M	44	A	43	A	43	A	42	A	49	A	46	A	267	44.5	A	6
6	JUNIOR JUSTINIAN JUSTINE	M	45	A	44	A	46	A	43	A	45	A	44	A	267	44.5	A	6
7	SARAH ALINDA FREDRICK	F	40	B	49	A	49	A	42	A	42	A	45	A	267	44.5	A	6
8	DERICHIUS KAHABUKA GERSON	M	40	B	47	A	43	A	43	A	47	A	44	A	264	44.0	A	8
9	ERICK ELIZEUS PASCHAL	M	42	A	49	A	46	A	38	B	43	A	45	A	263	43.8	A	9.5
10	JUSTIN MLOKOZI JOSEPH	M	46	A	46	A	45	A	38	B	46	A	42	A	263	43.8	A	9.5
11	MOREEN NYANDAARO MLUGWA	F	40	B	49	A	44	A	43	A	44	A	40	B	260	43.3	A	11
12	PLACIDIA PROJECTUS NTAKILOWA	F	44	A	49	A	45	A	34	B	45	A	41	A	258	43.0	A	12
13	CAREEN REVELIAN HAUSON	F	37	B	46	A	46	A	39	B	43	A	45	A	256	42.7	A	13
14	GLORIA KEMILEMBE ELIZEUS	F	35	B	44	A	49	A	35	B	45	A	45	A	253	42.2	A	14
15	AUSONIUS RUGATANGYA PRIVATUS	M	40	B	47	A	45	A	33	B	45	A	41	A	251	41.8	A	16
16	GODFREY KAMUGISHA MUSHOBOZI	M	40	B	41	A	46	A	38	B	44	A	42	A	251	41.8	A	16
17	IMELDA ISACK MKAMA	F	37	B	45	A	48	A	38	B	40	B	43	A	251	41.8	A	16
18	MERINA KOKWENDA JASSON	F	42	A	48	A	39	B	37	B	42	A	41	A	249	41.5	A	18
19	BLESILLA ALINDA DEOGRATIUS	F	38	B	43	A	45	A	37	B	42	A	42	A	247	41.2	A	19
20	BENARD TUMSIFU EDSON	M	39	B	41	A	47	A	37	B	39	B	43	A	246	41.0	A	20.5
21	TRIPHINA MPUMBYA THEOPHIL	F	28	C	49	A	45	A	42	A	40	B	42	A	246	41.0	A	20.5
22	DANIEL SHEDRACK LUNGWA	M	45	A	43	A	41	A	32	B	42	A	42	A	245	40.8	A	22.5

NO	NAME	SEX	MATH		KISW		ENG		SCI		SST		CME		TOTAL	AVG	GRADE	POS
23	FLORA ALINDA NICHOLAUS	F	34	B	47	A	45	A	34	B	42	A	43	A	245	40.8	A	22.5
24	DIRETA AGONZA DAVIS	F	35	B	47	A	45	A	35	B	39	B	43	A	244	40.7	A	24
25	FLAVIA FARAJA EGIDIUS	F	31	B	46	A	46	A	37	B	37	B	43	A	240	40.0	B	25
26	EDSON DEODATUS KAZINJA	M	32	B	43	A	43	A	33	B	40	B	46	A	237	39.5	B	26
27	JOHNSON LAZARO KEYA	M	33	B	37	B	43	A	37	B	45	A	41	A	236	39.3	B	27.5
28	PRINCESS BIRUNGI JOHANSEN	F	30	C	46	A	46	A	34	B	36	B	44	A	236	39.3	B	27.5
29	DISMAS MWESIGA DEODATUS	M	41	A	40	B	40	B	30	C	40	B	43	A	234	39.0	B	29
30	KHADIJA HUSSEIN KATEMBA	F	40	B	46	A	39	B	33	B	43	A	32	B	233	38.8	B	30
31	AGAPE HONEST MATEMU	F	37	B	44	A	45	A	34	B	29	C	42	A	231	38.5	B	31
32	IVONA KAIJUKO EVODIUS	F	21	C	46	A	38	B	37	B	41	A	45	A	228	38.0	B	32
33	RITHA JAPHET BASONDOLE	F	29	C	45	A	40	B	34	B	31	B	47	A	226	37.7	B	33
34	ANGELA SOLOMON MKANDALA	F	29	C	44	A	43	A	26	C	37	B	42	A	221	36.8	B	34
35	CATHERINE HONEST MATEMU	F	25	C	42	A	43	A	39	B	29	C	42	A	220	36.7	B	35
36	WILLISON BONIPHACE MWIKWABE	M	30	C	39	B	43	A	32	B	39	B	35	B	218	36.3	B	36
37	NEEMA ROBERT MALINZI	F	32	B	41	A	43	A	31	B	40	B	30	C	217	36.2	B	37
38	THECLA PEACE LEOPORD	F	22	C	44	A	45	A	30	C	37	B	38	B	216	36.0	B	38
39	HASSAN HUSSEIN GAMU	M	25	C	43	A	44	A	31	B	29	C	43	A	215	35.8	B	39.5
40	HAWA KOKUSHUBIRA BARAKA	F	28	C	47	A	43	A	31	B	34	B	32	B	215	35.8	B	39.5
41	GLORY DOTTO RAYNELLY	F	28	C	44	A	38	B	28	C	40	B	36	B	214	35.7	B	41
42	AUDAX BUBERWA DANIEL	M	17	D	46	A	42	A	32	B	31	B	40	B	208	34.7	B	42
43	KELVIN DATIUS JOVIN	M	29	C	44	A	42	A	26	C	29	C	35	B	205	34.2	B	43.5
44	ANGELIKA ERASMUS RAULENT	F	21	C	40	B	45	A	29	C	36	B	34	B	205	34.2	B	43.5

NO	NAME	SEX	MATH		KISW		ENG		SCI		SST		CME		TOTAL	AVG	GRADE	POS
45	AINES KENGONZI EMMANUEL	F	22	C	40	B	40	B	34	B	28	C	40	B	204	34.0	B	45
46	JOSEPHINA MKAHUMBYA SALVATORY	F	18	D	43	A	45	A	27	C	31	B	38	B	202	33.7	B	46
47	AUGUSTINA NTUNTUNU STEVEN	F	33	B	44	A	37	B	23	C	33	B	28	C	198	33.0	B	47
48	DALEEN HURUMA JOAB	F	24	C	29	C	43	A	29	C	36	B	36	B	197	32.8	B	48
49	COLLIN REVELIAN HAUSON	M	14	D	42	A	42	A	33	B	35	B	28	C	194	32.3	B	49
50	DOREEN BATAMUZI JOHNSTONE	F	23	C	41	A	42	A	36	B	28	C	22	C	192	32.0	B	50
51	BEATRICE KOMUGISHA RESPICIUS	F	23	C	41	A	40	B	19	D	28	C	33	B	184	30.7	B	51
52	IVONA NYAMWIZA LIBENT	F	15	D	35	B	30	C	21	C	23	C	37	B	161	26.8	C	52