
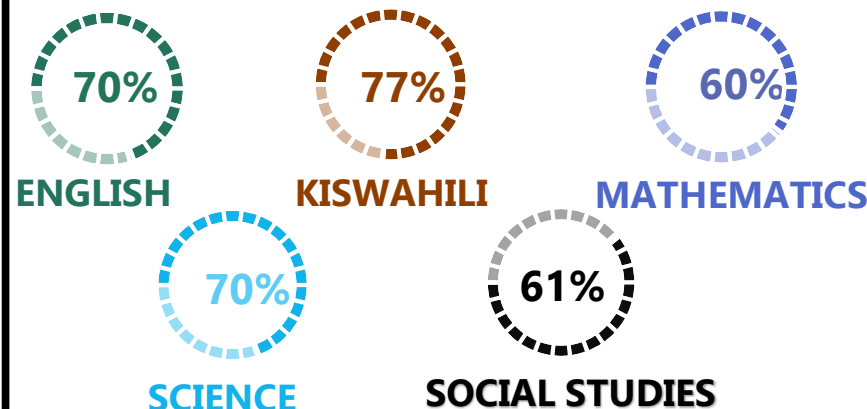

		<h1>ST.ROSALIA</h1>																																																												
REGION: DAR ES SALAAM		SCHOOL AVERAGE: 168.7		BAND 4																																																										
DISTRICT: ILALA				CATEGORY ABOVE 40																																																										
SUBJECT PERFORMANCE ANALYSIS																																																														
<table border="1"> <thead> <tr> <th>SUBJECT NAME</th> <th>AVG</th> <th>%</th> <th>RNK</th> </tr> </thead> <tbody> <tr> <td>KISWAHILI</td> <td>38.3</td> <td>77%</td> <td>1</td> </tr> <tr> <td>ENGLISH</td> <td>35.1</td> <td>70%</td> <td>2</td> </tr> <tr> <td>SCIENCE</td> <td>34.8</td> <td>70%</td> <td>3</td> </tr> <tr> <td>SOCIAL STUDIES</td> <td>30.3</td> <td>61%</td> <td>4</td> </tr> <tr> <td>MATHEMATICS</td> <td>30.2</td> <td>60%</td> <td>5</td> </tr> </tbody> </table>		SUBJECT NAME	AVG	%	RNK	KISWAHILI	38.3	77%	1	ENGLISH	35.1	70%	2	SCIENCE	34.8	70%	3	SOCIAL STUDIES	30.3	61%	4	MATHEMATICS	30.2	60%	5																																					
SUBJECT NAME	AVG	%	RNK																																																											
KISWAHILI	38.3	77%	1																																																											
ENGLISH	35.1	70%	2																																																											
SCIENCE	34.8	70%	3																																																											
SOCIAL STUDIES	30.3	61%	4																																																											
MATHEMATICS	30.2	60%	5																																																											
<table border="1"> <thead> <tr> <th>BOYS/GIRLS PASS RATE</th> <th>STD</th> <th>AVG</th> <th>%</th> </tr> </thead> <tbody> <tr> <td>BOYS</td> <td>26</td> <td>0.62</td> <td>62%</td> </tr> <tr> <td>GIRLS</td> <td>16</td> <td>0.38</td> <td>38%</td> </tr> </tbody> </table>		BOYS/GIRLS PASS RATE	STD	AVG	%	BOYS	26	0.62	62%	GIRLS	16	0.38	38%																																																	
BOYS/GIRLS PASS RATE	STD	AVG	%																																																											
BOYS	26	0.62	62%																																																											
GIRLS	16	0.38	38%																																																											
GRADE ANALYSIS SUMMARY																																																														
<table border="1"> <thead> <tr> <th>SUBJECT NAME/GRADE</th> <th>A</th> <th>B</th> <th>C</th> <th>D</th> <th>E</th> </tr> </thead> <tbody> <tr> <td>MATHEMATICS</td> <td>10</td> <td>14</td> <td>7</td> <td>8</td> <td>1</td> </tr> <tr> <td>KISWAHILI</td> <td>19</td> <td>15</td> <td>6</td> <td>0</td> <td>0</td> </tr> <tr> <td>ENGLISH</td> <td>6</td> <td>25</td> <td>9</td> <td>0</td> <td>0</td> </tr> <tr> <td>SCIENCE</td> <td>9</td> <td>20</td> <td>11</td> <td>0</td> <td>0</td> </tr> <tr> <td>SOCIAL STUDIES</td> <td>2</td> <td>19</td> <td>14</td> <td>5</td> <td>0</td> </tr> </tbody> </table>		SUBJECT NAME/GRADE	A	B	C	D	E	MATHEMATICS	10	14	7	8	1	KISWAHILI	19	15	6	0	0	ENGLISH	6	25	9	0	0	SCIENCE	9	20	11	0	0	SOCIAL STUDIES	2	19	14	5	0	<table border="1"> <thead> <tr> <th>OVERALL GRADE ANALYSIS</th> <th>NO.</th> <th>SEATED</th> <th>%</th> </tr> </thead> <tbody> <tr> <td>41- 45</td> <td>4</td> <td rowspan="3">39</td> <td>10%</td> </tr> <tr> <td>30.5 - 40</td> <td>23</td> <td>59%</td> </tr> <tr> <td>20.5 - 30</td> <td>12</td> <td>31%</td> </tr> <tr> <td>10.5 - 20</td> <td>1</td> <td rowspan="2">1</td> <td>3%</td> </tr> <tr> <td>0- 10</td> <td>0</td> <td>0%</td> </tr> </tbody> </table>				OVERALL GRADE ANALYSIS	NO.	SEATED	%	41- 45	4	39	10%	30.5 - 40	23	59%	20.5 - 30	12	31%	10.5 - 20	1	1	3%	0- 10	0	0%
SUBJECT NAME/GRADE	A	B	C	D	E																																																									
MATHEMATICS	10	14	7	8	1																																																									
KISWAHILI	19	15	6	0	0																																																									
ENGLISH	6	25	9	0	0																																																									
SCIENCE	9	20	11	0	0																																																									
SOCIAL STUDIES	2	19	14	5	0																																																									
OVERALL GRADE ANALYSIS	NO.	SEATED	%																																																											
41- 45	4	39	10%																																																											
30.5 - 40	23		59%																																																											
20.5 - 30	12		31%																																																											
10.5 - 20	1	1	3%																																																											
0- 10	0		0%																																																											
OVERALL PERFORMANCE ANALYSIS																																																														
REGISTERED		42	100%																																																											
SEATED		40	95%																																																											
ABSENTEES		2	5%																																																											
PASSED		39	93%																																																											
FAILED		1	2%																																																											
SCHOOL POSITION		44																																																												
TOTAL SCHOOLS		52																																																												

INDEX	NAME	SEX	MATHEMATICS		KISWAHILI	ENGLISH		SCIENCE		SOCIAL STUDIES		TOTAL	AVERAGE	OVR GRADE	SCH POSITION	OVERALL POSITION	
1	LUKALA MUSTAFA MWALONGO	M	44	A	47	A	43	A	45	A	45	A	224	45	A	1	671
2	KELVIN TIMOTH MAKAME	M	43	A	44	A	45	A	47	A	42	A	221	44	A	2	883.5
3	BETHSAIDA MAHEGA MTAMBALIKE	F	43	A	43	A	44	A	44	A	36	B	210	42	A	3	1639.5
4	EVEVA EGIDI KWAVAVA	M	41	A	44	A	37	B	46	A	40	B	208	42	A	4	1771.5
5	SANE PHARES MATHIAS	F	43	A	44	A	42	A	40	B	33	B	202	40	B	5	2176.5
6	JOSEPH JOSEPHAT KAMWELA	M	42	A	41	A	38	B	43	A	37	B	201	40	B	6.5	2242
7	DORCUS SAMWEL FULGENCE	F	44	A	41	A	40	B	39	B	37	B	201	40	B	6.5	2242
8	GRAYSON DEODATUS RUTA	M	36	B	42	A	44	A	41	A	35	B	198	40	B	8	2436
9	GEOFREY MTANDA MILIGWA	M	45	A	43	A	40	B	34	B	35	B	197	39	B	9	2496.5
10	DOREEN GODBLESS JOSEPH	F	41	A	40	B	40	B	40	B	34	B	195	39	B	10	2614.5
11	MARTIN JOSEPH GAYE	M	36	B	45	A	38	B	41	A	31	B	191	38	B	11	2834
12	JOHN EPHREM MICHAEL	M	34	B	41	A	38	B	41	A	36	B	190	38	B	12	2884
13	BRIAN CHARLES CHALLE	M	36	B	45	A	38	B	35	B	34	B	188	38	B	13	2987
14	MARIAM NURU KHATIBU	F	37	B	45	A	32	B	39	B	34	B	187	37	B	14	3046
15	RAHIM MRISHO SIMBA	M	36	B	41	A	37	B	36	B	34	B	184	37	B	15.5	3221
16	MARIAM AWADH MASANYIKA	F	39	B	43	A	39	B	32	B	31	B	184	37	B	15.5	3221
17	FATMA HUSSEN FADHIL	F	33	B	43	A	27	C	41	A	36	B	180	36	B	17	3427
18	MASHAKA NURDIN HATIBU	M	31	B	42	A	37	B	32	B	33	B	175	35	B	18	3651.5
19	BRIAN BENARD MKOBA	M	41	A	41	A	34	B	33	B	24	C	173	35	B	19.5	3744
20	ROONEY DAVID NATOSSA	M	38	B	35	B	37	B	35	B	28	C	173	35	B	19.5	3744
21	ABIGAEL SIMON MBIFILE	F	21	C	39	B	42	A	39	B	30	C	171	34	B	21	3832
22	CARIN FILBERT KIYENJEO	F	30	C	37	B	37	B	37	B	27	C	168	34	B	22	3955
23	ELIREHEMA OLIVER NKYA	M	31	B	39	B	33	B	37	B	27	C	167	33	B	23.5	3991.5
24	JAHA DELEMWA MAUYA	M	37	B	34	B	37	B	32	B	27	C	167	33	B	23.5	3991.5
25	NAJMA KARIM KIMARO	F	35	B	34	B	31	B	30	C	31	B	161	32	B	25	4228.5

INDEX	NAME	SEX	MATHEMATICS		KISWAHILI		ENGLISH		SCIENCE		SOCIAL STUDIES		TOTAL	AVERAGE	OVR GRADE	SCH POSITION	OVERALL POSITION
26	ANTHNY MILTON MYOVELE	M	11	D	37	B	38	B	38	B	33	B	157	31	B	26	4359
27	MIKANOEL EVARIST CHAKAWE	M	14	D	41	A	37	B	35	B	28	C	155	31	B	27	4427
28	CAREEN JAMES MOLOGOSHO	F	14	D	37	B	35	B	30	C	35	B	151	30	C	28	4569
29	MARY ALPHONCE WILLIAM	F	23	C	32	B	33	B	31	B	29	C	148	30	C	29	4663
30	JASMINROSE MKANJE MOHAMED	F	24	C	29	C	34	B	30	C	30	C	147	29	C	30	4694.5
31	CHRISTIAN CEPHASON MWINULA	M	34	B	29	C	26	C	31	B	22	C	142	28	C	31	4829
32	GRACE IGNATIO JOHN	F	12	D	36	B	35	B	26	C	30	C	139	28	C	32	4889.5
33	FRANK MDIMU MYOMBO	M	27	C	29	C	26	C	33	B	23	C	138	28	C	33	4910.5
34	RIDHIWANI RASHID MOHAMED	M	22	C	35	B	29	C	30	C	21	C	137	27	C	34	4932.5
35	ANGEL PETER PERA	F	23	C	40	B	27	C	26	C	20	D	136	27	C	35	4957.5
36	ALFRED AUGUSTINO MUUMBA	M	12	D	35	B	26	C	29	C	28	C	130	26	C	36	5066
37	NELSON MATHIAS BISENDO	M	18	D	28	C	31	B	23	C	20	D	120	24	C	37	5191.5
38	THOMAS MARTIN ALPHONCE	M	15	D	30	C	27	C	26	C	19	D	117	23	C	38	5224
39	AHMED HUSSEN SELEMAN	M	12	D	32	B	28	C	24	C	19	D	115	23	C	39	5247.5
40	RAPHAEL CHACHA MARWA	M	8	E	29	C	21	C	22	C	19	D	99	20	D	40	5346.5
41	SAMUEL GWAMAKA MWAKISYALE	M															
42	CLARA PAUL MALILO	F															