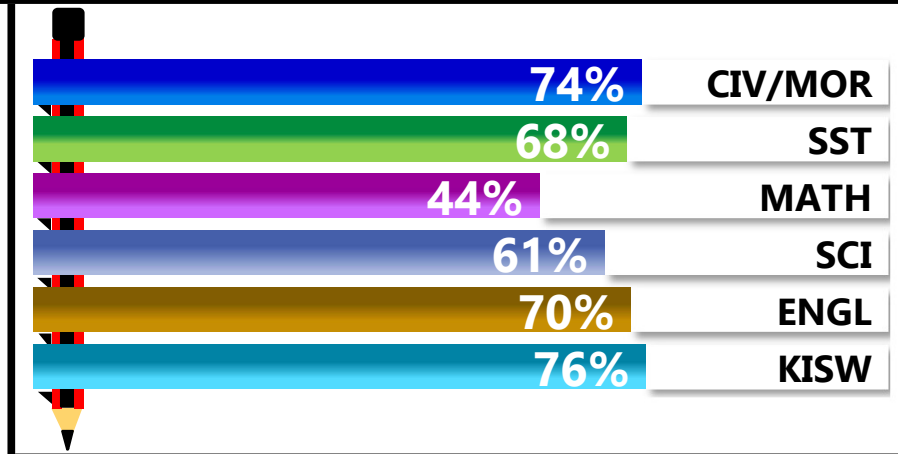



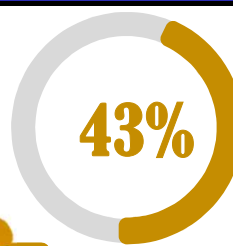


		<h1>ST.THERESE</h1>			
REGION: DAR ES SALAAM		SCHOOL AVERAGE	196.0	OVERALL GRADE	B
DISTRICT: ILALA				CATEGORY	ABOVE 40

## SUBJECT PERFORMANCE ANALYSIS

SUBJECT NAME	AVG	%	RNK	
KISWAHILI	37.9	76%	1	
CIVIC & MORAL	37.0	74%	2	
ENGLISH	34.8	70%	3	
SOCIAL STUDIES	34.2	68%	4	
SCIENCE	30.3	61%	5	
MATHEMATICS	21.8	44%	6	
BOYS/GIRLS PASS RATE		STD	AVG	%
BOYS		44	0.57	57%
GIRLS		32	0.43	43%



GRADE ANALYSIS SUMMARY					
SUBJECT NAME/GRADE	A	B	C	D	E
MATHEMATICS	0	12	28	31	5
KISWAHILI	32	38	5	1	0
ENGLISH	18	41	14	3	0
SCIENCE	0	37	36	3	0
SOCIAL STUDIES	14	42	15	5	0
CIVIC AND MORAL	26	41	6	2	0
OVERALL GRADE ANALYSIS		NO.	SEATED	%	
A	1	74	1%		
B	54		73%		
C	19		26%		
D	2	2	3%		
E	0		0%		

BOYS VS GIRLS PASSRATE ( % )		
 <b>57%</b>	VS	 <b>43%</b>
 <b>BOYS</b>		 <b>GIRLS</b>
OVERALL PERFORMANCE ANALYSIS		
REGISTERED	76	100%
SEATED	76	100%
ABSENTEES	0	0%
PASSED	74	97%
FAILED	2	3%

INDEX	NAME	SEX	MATHEMATICS		KISWAHILI		ENGLISH		SCIENCE		SOCIAL STUDIES		CIVIC & MORAL		TOTAL	AVERAGE	OVERALL GRADE	SCH POSITION	OVERALL POSITION
1	RYAN INNOCENT PACHO	M	36	B	47	A	41	A	40	B	44	A	43	A	251	42	A	1	102.5
2	CALVIN JORAM LOY	M	30	C	44	A	44	A	38	B	44	A	41	A	241	40	B	2.5	156
3	WILLIAM GEORGE BABERE	M	33	B	43	A	44	A	37	B	43	A	41	A	241	40	B	2.5	156
4	GETRUDE EMMANUEL LUGAILA	F	39	B	43	A	38	B	34	B	40	B	42	A	236	39	B	4	200
5	KENNEDY PAUL MMBAGA	M	32	B	40	B	43	A	36	B	40	B	43	A	234	39	B	5	214
6	JONATHAN ANDRIAN ARCHARD	M	34	B	46	A	32	B	38	B	38	B	43	A	231	39	B	6	237
7	EDDA JOSEPH MAHAWI	F	35	B	39	B	46	A	35	B	36	B	39	B	230	38	B	7	246
8	ELVIN ELIAS MULIMA	M	29	C	42	A	36	B	34	B	42	A	46	A	229	38	B	9	256
9	VICTOR WILLIAM KUKUMYA	M	33	B	42	A	39	B	33	B	41	A	41	A	229	38	B	9	256
10	CAROLINE STEPHEN MKOKA	F	33	B	41	A	43	A	29	C	38	B	45	A	229	38	B	9	256
11	MAUREEN JOSEPH BALTAZARY	F	24	C	41	A	41	A	36	B	43	A	43	A	228	38	B	11	264
12	DOREEN WILLIAMS ISMAIL	F	24	C	42	A	45	A	30	C	44	A	42	A	227	38	B	12	273
13	GLADYS ONESMO MWONGA	F	28	C	40	B	34	B	35	B	46	A	43	A	226	38	B	14	283
14	PAULINE WILBARD NDELIANARUV	F	31	B	40	B	37	B	34	B	41	A	43	A	226	38	B	14	283
15	CALVIN DIONIS RUGAI	M	37	B	34	B	41	A	33	B	38	B	41	A	224	37	B	16	297
16	PAULINE PRISCUS PATRICK	F	25	C	42	A	44	A	29	C	41	A	43	A	224	37	B	16	297
17	PRECIOUS PRISCUS MROSSO	F	19	D	43	A	46	A	37	B	37	B	42	A	224	37	B	16	297
18	PATRICIA SERAFIAN PATRICE	F	23	C	46	A	38	B	35	B	42	A	39	B	223	37	B	18	305
19	SARAH GEORGE MBASSA	F	21	C	43	A	35	B	38	B	40	B	40	B	217	36	B	19	359
20	BRIGHTON GAUDENCE NGAIZA	M	34	B	34	B	41	A	30	C	35	B	40	B	214	36	B	21	396.5
21	PAULO BEATUS NSANGANIE	M	27	C	39	B	33	B	29	C	44	A	42	A	214	36	B	21	396.5
22	FANTINA FINTAN MAHIMBO	F	23	C	41	A	39	B	32	B	38	B	40	B	213	36	B	22	404.5
23	ANDREW JOSEPHAT MACHURA	M	22	C	41	A	38	B	33	B	38	B	39	B	211	35	B	25	427.5

INDEX	NAME	SEX	MATHEMATICS		KISWAHILI		ENGLISH		SCIENCE		SOCIAL STUDIES		CIVIC & MORAL		TOTAL	AVERAGE	OVERALL GRADE	SCH POSITION	OVERALL POSITION
24	BRIGHTON CHARLES NANDRIE	M	31	B	34	B	40	B	27	C	41	A	38	B	211	35	B	25	427.5
25	MICHELLE HERBETH HOSEA	F	20	D	41	A	35	B	40	B	40	B	35	B	211	35	B	25	427.5
26	QUEEN CHRISTOPHER KULULINDA	F	19	D	42	A	39	B	29	C	40	B	42	A	211	35	B	25	427.5
27	CHRISTINA NTUMIGWA MWAKYE	F	27	C	45	A	41	A	27	C	29	C	41	A	210	35	B	27	442.5
28	MERCY HERIHESHIMA NKONGO	F	20	D	41	A	41	A	35	B	32	B	39	B	208	35	B	28	461.5
29	ROBIN THOMAS BWANA	M	22	C	41	A	33	B	30	C	46	A	35	B	207	35	B	30	476
30	SETH STEPHEN MWAISABILA	M	24	C	39	B	39	B	31	B	39	B	35	B	207	35	B	30	476
31	CATHERINE BILALI BASESA	F	22	C	42	A	34	B	32	B	36	B	41	A	207	35	B	30	476
32	COLLIN CHARLES SEROMBA	M	28	C	41	A	37	B	28	C	33	B	39	B	206	34	B	32	489.5
33	JANETH DEODATUS MAPUNDA	F	24	C	41	A	35	B	31	B	33	B	40	B	204	34	B	34	516
34	MARTHA ALEX MDESSA	F	19	D	41	A	33	B	33	B	36	B	42	A	204	34	B	34	516
35	VERONICA-SARA GODFREY KOLAV	F	17	D	41	A	42	A	35	B	30	C	39	B	204	34	B	34	516
36	MAXMILIAN BEDA MAHALI	M	19	D	38	B	30	C	34	B	39	B	43	A	203	34	B	36	532.5
37	BRIAN FRANK MSIGWA	M	27	C	39	B	41	A	30	C	31	B	34	B	202	34	B	38	545.5
38	DAUD MICHAEL SEMSAKA	M	19	D	44	A	39	B	34	B	33	B	33	B	202	34	B	38	545.5
39	EMMANUEL ANNANIA KILLABUKO	M	28	C	37	B	36	B	29	C	35	B	36	B	201	34	B	39	559.5
40	COLLINS BALTAZARY MAUKI	M	21	C	41	A	30	C	29	C	35	B	44	A	200	33	B	40	574.5
41	MORICE KASSIAN KOMBA	M	19	D	41	A	37	B	24	C	36	B	41	A	198	33	B	41	595.5
42	PAUL WILBARD NDERIANARUWA	M	20	D	41	A	30	C	27	C	37	B	42	A	197	33	B	42	607.5
43	NINEEMAH THESESA URIO	F	11	D	41	A	34	B	33	B	40	B	37	B	196	33	B	43	622.5
44	AUDAX RAMADHANI SIGWA	M	23	C	34	B	31	B	31	B	34	B	42	A	195	33	B	44	638
45	SYPRINA FRED MGANGA	F	18	D	42	A	33	B	29	C	30	C	42	A	194	32	B	45	648.5

INDEX	NAME	SEX	MATHEMATICS		KISWAHILI		ENGLISH		SCIENCE		SOCIAL STUDIES		CIVIC & MORAL		TOTAL	AVERAGE	OVERALL GRADE	SCH POSITION	OVERALL POSITION
46	AMANI OSWALD LASWAI	M	21	C	37	B	36	B	27	C	36	B	35	B	192	32	B	47	672.5
47	CLARA BERNARD NDUNGA	F	19	D	38	B	38	B	27	C	34	B	36	B	192	32	B	47	672.5
48	EVA ALVIN KAMOYO	F	15	D	39	B	35	B	30	C	34	B	39	B	192	32	B	47	672.5
49	STRATON EPIMARK KWEKA	M	15	D	37	B	44	A	32	B	25	C	38	B	191	32	B	49	689
50	ATHANAS DANIEL KAHAMBA	M	21	C	36	B	35	B	35	B	35	B	28	C	190	32	B	50	704
51	PATRICK PAULO PATRICK	M	24	C	35	B	33	B	27	C	38	B	31	B	188	31	B	51	731
52	CHRIS EDSON GUYAI	M	25	C	31	B	35	B	27	C	31	B	37	B	186	31	B	52	760
53	JONATHAN FRANK MLAWA	M	22	C	38	B	31	B	24	C	30	C	39	B	184	31	B	54	798
54	SWEDI MLIMUKA KAFANA	M	18	D	40	B	26	C	35	B	28	C	37	B	184	31	B	54	798
55	ERASTUS PAUL KIHANDA	M	16	D	40	B	35	B	29	C	31	B	32	B	183	31	B	55	812.5
56	VALERIAN ETHAN GIBSON	M	19	D	26	C	37	B	28	C	37	B	35	B	182	30	C	56	824
57	EVE EDSON MNJAMA	F	11	D	35	B	41	A	33	B	25	C	36	B	181	30	C	57	838
58	LUSEKELO SAMWEL MWAKIPESILE	M	16	D	34	B	23	C	35	B	35	B	32	B	175	29	C	59	912
59	OWDEN BENJAMIN MWANGOTA	M	17	D	38	B	34	B	23	C	31	B	32	B	175	29	C	59	912
60	JONEGRERT BAMGONZA KAIHULA	M	18	D	34	B	30	C	25	C	34	B	31	B	172	29	C	60	951
61	CHRISTIAN JOHN KIJUMBE	M	19	D	35	B	25	C	25	C	34	B	33	B	171	29	C	62	969
62	ZULFA MOHAMED KARATA	F	18	D	35	B	28	C	26	C	30	C	34	B	171	29	C	62	969
63	BRIGHT HUBETH KIWELU	M	22	C	32	B	34	B	27	C	30	C	25	C	170	28	C	64	985
64	ESTHER PROSPER MBENA	F	13	D	36	B	32	B	29	C	25	C	35	B	170	28	C	64	985
65	DOLICE JASON RWEYEMAMU	F	10	E	38	B	26	C	28	C	30	C	37	B	169	28	C	65	998.5
66	FLAVIA FRANCIS MUGISHA	F	12	D	31	B	37	B	19	D	31	B	37	B	167	28	C	66	1027
67	ESTHER PAUL LUSAMBI	F	10	E	35	B	29	C	31	B	26	C	35	B	166	28	C	67	1041

INDEX	NAME	SEX	MATHEMATICS		KISWAHILI		ENGLISH		SCIENCE		SOCIAL STUDIES		CIVIC & MORAL		TOTAL	AVERAGE	OVERALL GRADE	SCH POSITION	OVERALL POSITION
68	WILLIHARD KATO GODWIN	M	16	D	34	B	18	D	21	C	33	B	31	B	153	26	C	68	1177.5
69	ELIA STANSLAUS KANJOBE	M	15	D	37	B	21	C	30	C	20	D	29	C	152	25	C	70	1185.5
70	SALMIN SOUD SENEMA	M	18	D	38	B	24	C	25	C	23	C	24	C	152	25	C	70	1185.5
71	INNOCENT GOODLUCK LIMA	M	15	D	28	C	28	C	35	B	26	C	19	D	151	25	C	71	1198
72	JOHNSON ERICK MWAKITAPWA	M	22	C	23	C	31	B	31	B	20	D	21	C	148	25	C	72	1233.5
73	ADRIANO SILVA JUSTINE	M	10	E	28	C	32	B	22	C	21	C	32	B	145	24	C	73	1258
74	NOELA WIBORI PIUS	F	15	D	33	B	18	D	24	C	18	D	32	B	140	23	C	74	1309.5
75	CLAUS RAYMOND KISSAPPI	M	7	E	18	D	27	C	15	D	15	D	20	D	102	17	D	75	1502.5
76	VIVICAH LAURIAN MAFIKIRI	F	8	E	22	C	17	D	11	D	13	D	30	C	101	17	D	76	1505