


	<h1>ST. THOMAS</h1>	
REGION: DAR ES SALAAM	SCHOOL AVERAGE: 31.1	DISTRICT: KINONDONI
SUBJECT AND GRADE PERFORMANCE ANALYSIS		

SUBJECT RANKING			
ENGLISH	42.6	85%	1
SOCIAL STUDIES	37.4	75%	2
KISWAHILI	36.0	72%	3
CIVIC AND MORAL EDUCATION	33.2	66%	4
SCIENCE	23.0	46%	5
MATHEMATICS	14.2	28%	6

SUBJECT GRADE ANALYSIS					
SUBJECT/GRADE	A	B	C	D	F
MATHEMATICS	0	0	0	3	0
KISWAHILI	1	3	1	0	0
ENGLISH	4	1	0	0	0
SCIENCE	0	1	2	2	0
SOCIAL STUDIES	0	5	0	0	0
CIVIC AND MORAL	0	3	2	0	0

OVERALL GRADE ANALYSIS			
A	0	5	0%
B	2		2%
C	3		4%
D	0		0%
F	0		0%

CHART SUBJECT ANALYSIS						
40						
35						
30						
25						
20						
15						
10						
	MATH	KISW	ENG	SCIE	SST	CME

BOYS VS GIRLS PERFORMANCE				
	SAT		SAT	TOTAL
	3		2	5
33%		28%		

SEATED	5	100%
ABSENTEES	0	0%
PASSED	5	100%
FAILED	0	0%

NO	NAME	SEX	MATH		KISW		ENG		SCI		SST		CME		TOTAL	AVG	GRADE	POS
1	NOAH SIMON	M	20	D	42	A	47	A	34	B	38	B	38	B	219	36.5	B	1
2	DEOGRATIS CHELEO	M	18	D	38	B	42	A	22	C	35	B	38	B	193	32.2	B	2
3	HASSANOO DIRSHAD	M	17	D	30	C	43	A	22	C	39	B	30	C	181	30.2	C	3
4	SHARON REMMY	F	9	E	35	B	41	A	17	D	40	B	32	B	174	29.0	C	4
5	FARAJA JUMA	F	7	E	35	B	40	B	20	D	35	B	28	C	165	27.5	C	5