
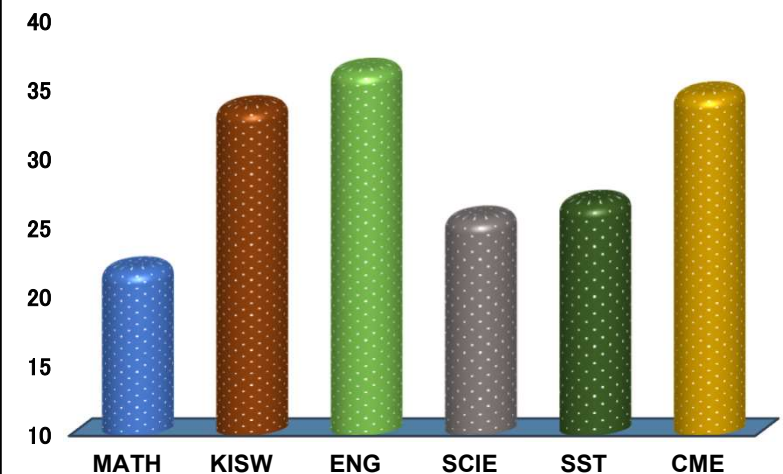
	<h1>TABASAMU</h1>	
REGION: MWANZA	SCHOOL AVERAGE: 29.8	DISTRICT: MWANZA
SUBJECT AND GRADE PERFORMANCE ANALYSIS		



SUBJECT RANKING			
ENGLISH	36.3	73%	1
CIVIC AND MORAL EDUCATION	34.6	69%	2
KISWAHILI	33.6	67%	3
SOCIAL STUDIES	26.8	54%	4
SCIENCE	25.7	51%	5
MATHEMATICS	22.0	44%	6

SUBJECT GRADE ANALYSIS					
SUBJECT/GRADE	A	B	C	D	F
MATHEMATICS	0	0	24	19	0
KISWAHILI	1	35	7	0	0
ENGLISH	11	24	8	0	0
SCIENCE	0	5	36	2	0
SOCIAL STUDIES	0	10	33	0	0
CIVIC AND MORAL	3	29	10	1	0

OVERALL GRADE ANALYSIS			
A	0	43	0%
B	21		26%
C	22		27%
D	0		0%
F	0		0%

CHART SUBJECT ANALYSIS



BOYS VS GIRLS PERFORMANCE				
	SAT		SAT	TOTAL
	20		23	43
31%		29%		

SEATED	43	100%
ABSENTEES	0	0%
PASSED	43	100%
FAILED	0	0%

NO	NAME	SEX	MATH		KISW		ENG		SCI		SST		CME		TOTAL	AVG	GRADE	POS
1	EDWARD SERGIOUS MELKIOR	M	27	C	38	B	42	A	35	B	33	B	39	B	214	35.7	B	1
2	HAJI ABEDI NYUNDO	M	25	C	40	B	38	B	35	B	33	B	37	B	208	34.7	B	2
3	ASRATH DANIEL KIBODI	F	28	C	40	B	41	A	23	C	32	B	42	A	206	34.3	B	3
4	EDINA JONATHAN WILSON	F	25	C	38	B	46	A	30	C	26	C	40	B	205	34.2	B	4
5	HUSSEIN BARAKA HUSSEIN	M	26	C	33	B	35	B	28	C	37	B	40	B	199	33.2	B	5
6	TANDA ROBERT MUSIBA	M	28	C	34	B	47	A	26	C	26	C	37	B	198	33.0	B	6
7	SHARON MOSES HOSEA	M	21	C	40	B	40	B	25	C	32	B	39	B	197	32.8	B	8
8	BUYEGI CHALOMHOLA LAZARO	F	26	C	43	A	39	B	26	C	27	C	36	B	197	32.8	B	8
9	NELIA NICODEMUS MUKONO	F	25	C	32	B	36	B	32	B	31	B	41	A	197	32.8	B	8
10	SOSPETER JOHN LUKANIMA	M	29	C	36	B	41	A	28	C	25	C	37	B	196	32.7	B	10
11	MUSA JOHN MUSA	M	23	C	34	B	40	B	26	C	31	B	41	A	195	32.5	B	11
12	GLORY JAMES ELIAS	F	28	C	37	B	42	A	23	C	27	C	37	B	194	32.3	B	12
13	PASCHAL DAVID ROBATH	M	23	C	34	B	40	B	26	C	30	C	40	B	193	32.2	B	13
14	DERICK KAMALA DEONIZ	M	22	C	34	B	40	B	26	C	30	C	39	B	191	31.8	B	14.5
15	KHADIJA HASSAN KOROSO	F	25	C	35	B	41	A	31	B	22	C	37	B	191	31.8	B	14.5
16	JACKSON INNOCENT BLASI	M	19	D	38	B	41	A	22	C	32	B	38	B	190	31.7	B	16
17	MARIAM KISASE SABORA	F	27	C	33	B	43	A	24	C	23	C	39	B	189	31.5	B	17
18	DAVID NASON MGUNA	M	23	C	31	B	37	B	31	B	27	C	37	B	186	31.0	B	18
19	RASHID HASSAN NAYOPA	M	27	C	27	C	40	B	29	C	25	C	37	B	185	30.8	B	19.5
20	TWALIB SUBETH TWARIBU	M	20	D	37	B	39	B	29	C	21	C	39	B	185	30.8	B	19.5
21	JOSEPH NESTORY GASAYA	M	18	D	38	B	43	A	27	C	21	C	37	B	184	30.7	B	21
22	STEVEN SULEIMAN EDMOND	M	27	C	36	B	39	B	24	C	24	C	32	B	182	30.3	C	22.5
23	GRACE MICHAEL SOSPETER	F	17	D	36	B	36	B	27	C	30	C	36	B	182	30.3	C	22.5
24	SAMIR WILFORD MSOKWA	M	20	D	37	B	38	B	25	C	31	B	30	C	181	30.2	C	24
25	VERONICA JAMES RICHARD	F	18	D	32	B	34	B	25	C	32	B	36	B	177	29.5	C	25

NO	NAME	SEX	MATH		KISW		ENG		SCI		SST		CME		TOTAL	AVG	GRADE	POS
26	JACKSON CHACHA MULIMI	M	17	D	35	B	34	B	24	C	27	C	39	B	176	29.3	C	26
27	AIDAN REVOCATUS KYARUZI	M	17	D	33	B	33	B	27	C	26	C	39	B	175	29.2	C	27
28	HELLEN MLOKOZI KAKOKO	F	18	D	32	B	41	A	21	C	29	C	31	B	172	28.7	C	28
29	ANASTAZIA JACKSON MWITA	F	20	D	36	B	36	B	29	C	23	C	24	C	168	28.0	C	29
30	IMELDA FRANCISCO NAMBIZA	F	29	C	32	B	31	B	20	D	25	C	30	C	167	27.8	C	30
31	EVA THOMAS KILIMI	F	26	C	33	B	28	C	27	C	23	C	29	C	166	27.7	C	31
32	PATRICIA MUSSA MKAMA	F	18	D	22	C	37	B	23	C	26	C	37	B	163	27.2	C	32.5
33	SEFROZA BENJAMIN PASCHAL	F	23	C	35	B	28	C	24	C	24	C	29	C	163	27.2	C	32.5
34	JABIR AMIN HUSSEIN	M	18	D	27	C	26	C	27	C	27	C	35	B	160	26.7	C	34
35	CHRISTINA MICHAEL JAMES	F	17	D	35	B	33	B	23	C	25	C	26	C	159	26.5	C	35.5
36	MARY ANDREW LUGIANA	F	18	D	34	B	32	B	23	C	24	C	28	C	159	26.5	C	35.5
37	ASHRAF ALLY RASHID	M	12	D	24	C	40	B	21	C	26	C	35	B	158	26.3	C	37.5
38	LUCY JOHN MUSA	F	22	C	33	B	28	C	24	C	25	C	26	C	158	26.3	C	37.5
39	LAURENSIA JOACKIM EDWARD	F	17	D	29	C	27	C	24	C	24	C	36	B	157	26.2	C	39
40	JACKLINE SWAI MTANDU	F	23	C	31	B	33	B	22	C	23	C	24	C	156	26.0	C	40
41	SHAMIRA MSWADIKI KAMANYILE	F	20	D	23	C	27	C	22	C	22	C	36	B	150	25.0	C	41
42	MAGRETH LAMECK AGWANDA	F	18	D	32	B	29	C	24	C	22	C	18	D	143	23.8	C	42
43	FEITH ZAKAYO NGEREJA	F	17	D	27	C	21	C	16	D	24	C	24	C	129	21.5	C	43