
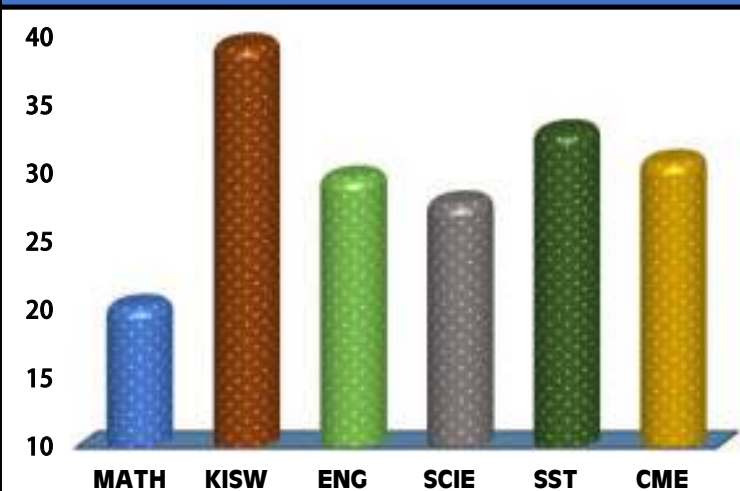


	<h1 style="margin: 0;">TIGOHANE</h1>	
REGION: DAR ES SALAAM	SCHOOL AVERAGE: 30.2	DISTRICT: ILALA
SUBJECT AND GRADE PERFORMANCE ANALYSIS		

SUBJECT RANKING			
KISWAHILI	39.3	79%	1
SOCIAL STUDIES	33.1	66%	2
CIVIC AND MORAL EDUCATION	30.9	62%	3
ENGLISH	29.7	59%	4
SCIENCE	27.9	56%	5
MATHEMATICS	20.3	41%	6

SUBJECT GRADE ANALYSIS					
SUBJECT/GRADE	A	B	C	D	E
MATHEMATICS	1	7	24	34	6
KISWAHILI	33	34	5	0	0
ENGLISH	3	33	31	5	0
SCIENCE	3	19	42	7	1
SOCIAL STUDIES	13	36	17	6	0
CIVIC AND MORAL	9	33	22	7	1

OVERALL GRADE ANALYSIS			
A	4	72	5%
B	31		38%
C	34		42%
D	3		4%
F	0		0%

CHART SUBJECT ANALYSIS						
40						
35						
30						
25						
20						
15						
10	MATH	KISW	ENG	SCIE	SST	CME

BOYS VS GIRLS PERFORMANCE				
	SAT		SAT	TOTAL
	36		39	75
30%		30%		

SEATED	72	96%
ABSENTEES	3	4%
PASSED	69	92%
FAILED	3	4%

NO	NAME	SEX	MATH		KISW		ENG		SCI		SST		CME		TOTAL	AVG	GRADE	POS
1	PRINCE MGENI	M	37	B	46	A	40	B	44	A	45	A	46	A	258	43.0	A	1
2	JOYLYN J SAUWA	F	47	A	45	A	41	A	39	B	42	A	43	A	257	42.8	A	2
3	ABUBAKAR YAHAYA	M	37	B	45	A	44	A	41	A	41	A	39	B	247	41.2	A	3
4	BRIGHTON NGATUNGA	M	39	B	47	A	36	B	37	B	43	A	41	A	243	40.5	A	4
5	CHRISTIAN NGONGI	M	31	B	47	A	37	B	37	B	46	A	42	A	240	40.0	B	5
6	JESSICA GODFREY	F	24	C	46	A	43	A	39	B	41	A	37	B	230	38.3	B	6
7	BLESSING KHASUSA	M	28	C	39	B	38	B	45	A	34	B	43	A	227	37.8	B	7
8	FARIS LYINO	M	35	B	44	A	33	B	33	B	39	B	37	B	221	36.8	B	8
9	KELVIN LAZER	M	28	C	38	B	28	C	34	B	41	A	41	A	210	35.0	B	9.5
10	EUNICE MPONJOLI	F	27	C	45	A	32	B	36	B	34	B	36	B	210	35.0	B	9.5
11	ABDUMALICK HASSAN	M	28	C	48	A	26	C	30	C	36	B	40	B	208	34.7	B	11
12	ESTER EDWARD	F	22	C	45	A	35	B	27	C	39	B	39	B	207	34.5	B	12
13	PROSPERITY BROWN	M	22	C	43	A	32	B	37	B	37	B	34	B	205	34.2	B	14
14	VICTORIA CHARLES	F	22	C	43	A	32	B	38	B	37	B	33	B	205	34.2	B	14
15	ABIGAEL VENANCE	F	19	D	44	A	31	B	27	C	48	A	35	B	204	34.0	B	16
16	CHARISSA KITEBI	F	34	B	42	A	34	B	23	C	36	B	35	B	204	34.0	B	16
17	HERVINE MKUWA	F	24	C	38	B	31	B	35	B	39	B	37	B	204	34.0	B	16
18	JADEN AMANI RICHARD	M	12	D	44	A	33	B	32	B	41	A	41	A	203	33.8	B	18
19	JESSE OLOTU	M	9	E	47	A	35	B	30	C	41	A	37	B	199	33.2	B	19
20	DAMARIS MKANA	F	27	C	45	A	33	B	26	C	31	B	34	B	196	32.7	B	20
21	JANETH JOSEPH	F	24	C	39	B	35	B	22	C	39	B	36	B	195	32.5	B	21
22	BLASIUS HENRY	M	21	C	39	B	32	B	27	C	37	B	37	B	193	32.2	B	23
23	GLORY MATAKA	F	27	C	44	A	33	B	30	C	28	C	31	B	193	32.2	B	23
24	GLORY EMMANUEL	F	23	C	42	A	34	B	28	C	36	B	30	C	193	32.2	B	23
25	DANIEL PASTORY MKIZA	M	13	D	43	A	37	B	34	B	32	B	33	B	192	32.0	B	26

NO	NAME	SEX	MATH		KISW		ENG		SCI		SST		CME		TOTAL	AVG	GRADE	POS
26	GRACIOUS HARRY	M	19	D	39	B	21	C	36	B	39	B	38	B	192	32.0	B	26
27	VANESSA RENATUS	F	20	D	38	B	33	B	30	C	41	A	29	C	191	31.8	B	27
28	MACORAN FEISAL DENT	M	16	D	46	A	33	B	26	C	36	B	33	B	190	31.7	B	28
29	JOSEPHINE MSAFIRI	F	18	D	43	A	31	B	34	B	36	B	27	C	189	31.5	B	29
30	OBEDY GASPER	M	19	D	45	A	29	C	37	B	32	B	26	C	188	31.3	B	31
31	BRIGHTNESS MBOYA	F	22	C	42	A	29	C	20	D	42	A	33	B	188	31.3	B	31
32	MESHACK CHUWA	M	21	C	41	A	25	C	33	B	33	B	33	B	186	31.0	B	33
33	NAZARINE MROSSO	F	15	D	42	A	29	C	29	C	37	B	34	B	186	31.0	B	33
34	BEATRICE ZULU	F	12	D	39	B	34	B	28	C	37	B	34	B	184	30.7	B	34
35	ABDUKAREEM S ALLY	M	18	D	38	B	28	C	23	C	41	A	35	B	183	30.5	B	35
36	IBRAHIM MSUYA	M	17	D	36	B	29	C	25	C	33	B	42	A	182	30.3	C	37
37	SIYAELY JOHN	F	13	D	43	A	34	B	26	C	35	B	31	B	182	30.3	C	37
38	ASHILEY KAMUGISHA	M	16	D	43	A	30	C	29	C	38	B	23	C	179	29.8	C	39
39	GLORIOUS MATHEW	F	23	C	36	B	22	C	31	B	34	B	33	B	179	29.8	C	39
40	ETHAN KISINDA	M	21	C	39	B	26	C	30	C	27	C	35	B	178	29.7	C	40
41	ALFRED G GEOFREY	M	23	C	38	B	27	C	26	C	32	B	31	B	177	29.5	C	41
42	DEBORAH PETER	F	20	D	42	A	27	C	26	C	33	B	27	C	175	29.2	C	42
43	OTHMAN SHEKIAO	M	21	C	46	A	27	C	27	C	30	C	23	C	174	29.0	C	43
44	MAGRETH ALFRED MASHALA	F	19	D	45	A	27	C	30	C	26	C	25	C	172	28.7	C	44
45	WINNIE KAGEMA	F	21	C	38	B	24	C	21	C	35	B	32	B	171	28.5	C	46
46	ZAWADI ATHUMANI	F	9	E	34	B	34	B	29	C	35	B	30	C	171	28.5	C	46
47	SAID KHATIBU	M	15	D	42	A	34	B	26	C	19	D	32	B	168	28.0	C	47
48	MICHELLE E KIDENYA	F	18	D	39	B	29	C	26	C	27	C	28	C	167	27.8	C	49
49	SHARON JERRY	F	15	D	40	B	30	C	15	D	32	B	35	B	167	27.8	C	49
50	VAILETH GASPER	F	15	D	34	B	23	C	30	C	32	B	33	B	167	27.8	C	49

NO	NAME	SEX	MATH		KISW		ENG		SCI		SST		CME		TOTAL	AVG	GRADE	POS
51	JOSHUA KINABO	M	21	C	36	B	22	C	21	C	36	B	29	C	165	27.5	C	51
52	BENEDICT MCHALU	M	14	D	39	B	27	C	23	C	23	C	35	B	161	26.8	C	53
53	CLARA BONIFAS	F	24	C	33	B	27	C	23	C	33	B	21	C	161	26.8	C	53
54	RAYAL RASHID	F	19	D	34	B	31	B	21	C	29	C	27	C	161	26.8	C	53
55	REGAN VENANCE	M	9	E	24	C	32	B	31	B	19	D	43	A	158	26.3	C	56
56	DANIELA DANIEL	F	21	C	32	B	36	B	16	D	29	C	24	C	158	26.3	C	56
57	ANGEL DISMAS	F	13	D	36	B	23	C	24	C	33	B	28	C	157	26.2	C	57
58	COLLINS GEORGE	M	17	D	44	A	18	D	25	C	27	C	24	C	155	25.8	C	59
59	JANETH SABARINGO	F	12	D	36	B	34	B	25	C	25	C	23	C	155	25.8	C	59
60	GLADNESS G MWASANGA	F	10	E	36	B	28	C	25	C	31	B	24	C	154	25.7	C	60
61	JAROME NGUSI	M	13	D	38	B	22	C	32	B	25	C	23	C	153	25.5	C	61
62	ANITHA UCHAI	F	10	E	32	B	33	B	25	C	26	C	26	C	152	25.3	C	62
63	SHAIBU SHaidu	M	17	D	34	B	26	C	24	C	30	C	20	D	151	25.2	C	64
64	SONIA SAID	F	13	D	40	B	20	D	23	C	39	B	16	D	151	25.2	C	64
65	ANGEL MOSHI	F	19	D	31	B	31	B	20	D	20	D	27	C	148	24.7	C	65
66	DANIEL P HAULE	M	33	B	30	C	21	C	25	C	20	D	14	D	143	23.8	C	66
67	FAITH MUYAGA	F	18	D	25	C	29	C	22	C	25	C	19	D	138	23.0	C	67
68	MISHALL MASHAURI	F	10	E	29	C	22	C	23	C	24	C	21	C	129	21.5	C	68
69	PLAYGOD PAUL	M	19	D	35	B	18	D	10	E	28	C	16	D	126	21.0	C	69
70	SEIF ALLY	M	16	D	29	C	16	D	16	D	24	C	17	D	118	19.7	D	70
71	AMANI G MSOFE	M	15	D	31	B	18	D	16	D	15	D	18	D	113	18.8	D	71
72	KHALFAN MSUYA	M	15	D	33	B	25	C	13	D	14	D	10	E	110	18.3	D	72
73	QUINCY ALEX	M																
74	AMINA RASHID	F																
75	CAREEN TIMOTH	F																

NO	NAME	SEX	MATH	KISW	ENG	SCI	SST	CME	TOTAL	AVG	GRADE	POS
SUBJECT		SAT	ABS	PASS	SUBJECT RANKING			SCHOOL RANKING				
1	MATHEMATICS	72	3	32	6/8			6/8				
2	KISWAHILI	72	3	72	5/8							
3	ENGLISH	72	3	67	4/8							
4	SCIENCE	72	3	64	6/8							
5	SOCIAL STUDIES	72	3	66	5/8							
6	CIVIC AND MORAL	72	3	64	6/8							