
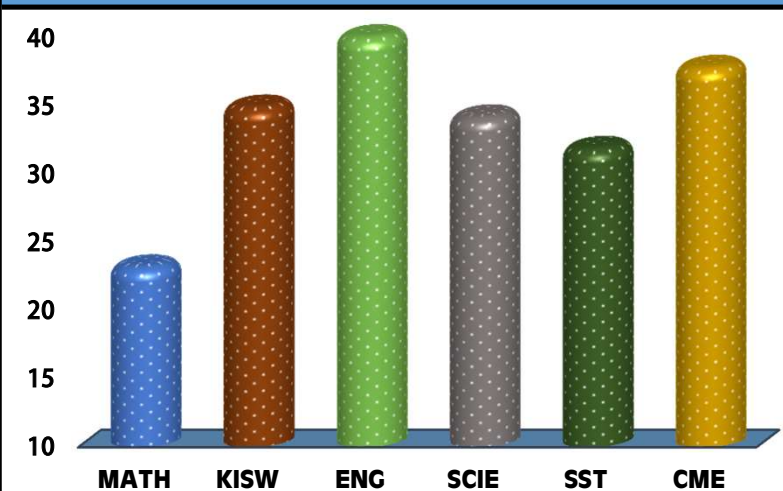
	<h1>TIGOHANE</h1>	
REGION: DAR ES SALAAM	SCHOOL AVERAGE: 33.9	DISTRICT: ILALA
SUBJECT AND GRADE PERFORMANCE ANALYSIS		

SUBJECT RANKING			
ENGLISH	41.8	84%	1
CIVIC AND MORAL EDUCATION	37.8	76%	2
KISWAHILI	34.8	70%	3
SCIENCE	34.1	68%	4
SOCIAL STUDIES	31.8	64%	5
MATHEMATICS	23.2	46%	6

SUBJECT GRADE ANALYSIS					
SUBJECT/GRADE	A	B	C	D	F
MATHEMATICS	0	10	16	19	0
KISWAHILI	0	42	4	0	0
ENGLISH	32	14	0	0	0
SCIENCE	6	32	8	0	0
SOCIAL STUDIES	2	29	13	2	0
CIVIC AND MORAL	15	26	4	1	0



OVERALL GRADE ANALYSIS			
A	0	46	0%
B	42		52%
C	4		5%
D	0		0%
F	0		0%

CHART SUBJECT ANALYSIS



Subject	Score
MATH	23.2
KISW	34.8
ENG	41.8
SCIE	34.1
SST	31.8
CME	37.8

BOYS VS GIRLS PERFORMANCE

	SAT		SAT	TOTAL
	18		29	47
35%		33%		

SEATED	46	98%
ABSENTEES	1	2%
PASSED	46	98%
FAILED	0	0%

NO	NAME	SEX	MATH		KISW		ENG		SCI		SST		CME		TOTAL	AVG	GRADE	POS
1	JOSHUA PETER HAULE	M	37	B	34	B	44	A	39	B	41	A	40	B	235	39.2	B	1.5
2	SEAN DANIEL OMONDI	M	34	B	36	B	43	A	45	A	40	B	37	B	235	39.2	B	1.5
3	NAJASH MUSA MWAIPOSA	M	30	C	39	B	42	A	43	A	37	B	42	A	233	38.8	B	3
4	JENIPHER EMMANUEL ERASTO	F	31	B	40	B	42	A	40	B	37	B	40	B	230	38.3	B	4
5	JOAN JIMMY LEOPOLD	F	34	B	38	B	45	A	29	C	39	B	41	A	226	37.7	B	5
6	HELLEN ONESMO MKUWA	F	37	B	40	B	43	A	27	C	35	B	41	A	223	37.2	B	6
7	ALPHA AVIT OTHMAN	M	30	C	35	B	47	A	33	B	35	B	41	A	221	36.8	B	7
8	BILALY MOHAMMED HASSAN	M	14	D	35	B	45	A	45	A	34	B	46	A	219	36.5	B	8.5
9	RAHMA ISSA RAMADHAN	F	38	B	36	B	42	A	31	B	35	B	37	B	219	36.5	B	8.5
10	CAITLYN ROBERT MAKALA	F	30	C	33	B	47	A	32	B	35	B	41	A	218	36.3	B	10
11	DEBORAH BARAKA KAMTONO	F	27	C	29	C	36	B	41	A	37	B	44	A	214	35.7	B	11
12	JULIETH PATRICK KYAMBA	F	20	D	35	B	43	A	34	B	36	B	45	A	213	35.5	B	12.5
13	MAGDALENA ELIAS RWAMBALI	F	22	C	38	B	44	A	33	B	37	B	39	B	213	35.5	B	12.5
14	CHRISTOPHER CHARLES	M	31	B	36	B	41	A	32	B	31	B	40	B	211	35.2	B	14.5
15	FRANCIS EVARIST NYOMORERO	M	24	C	37	B	43	A	30	C	44	A	33	B	211	35.2	B	14.5
16	LIBERATA LEONARD MURO	F	21	C	33	B	43	A	40	B	28	C	45	A	210	35.0	B	16
17	CLARICE FREDRICK BOMANI	F	24	C	34	B	37	B	37	B	34	B	42	A	208	34.7	B	17.5
18	NANCY HASHIM MCHOME	F	15	D	36	B	41	A	42	A	33	B	41	A	208	34.7	B	17.5
19	IAN FAKI MWAKISU	M	13	D	37	B	44	A	38	B	37	B	37	B	206	34.3	B	19
20	DAVID BOSSMAN LIANA	M	26	C	35	B	44	A	37	B	37	B	25	C	204	34.0	B	21
21	JEREMIAH PETER HAULE	M	27	C	34	B	37	B	38	B	29	C	39	B	204	34.0	B	21
22	LISA BONIFACE MANYIKA	F	22	C	35	B	48	A	32	B	26	C	41	A	204	34.0	B	21
23	MARIA GEORGE CHILWA	F	16	D	34	B	41	A	36	B	32	B	43	A	202	33.7	B	23
24	BRIAN COSMAS MSIGWA	M	32	B	34	B	41	A	26	C	31	B	37	B	201	33.5	B	24
25	BARAKA BENEDICTO HAULE	M	32	B	28	C	39	B	31	B	33	B	36	B	199	33.2	B	25.5

NO	NAME	SEX	MATH		KISW		ENG		SCI		SST		CME		TOTAL	AVG	GRADE	POS
26	SHARON ASANTEEL SAWE	F	25	C	34	B	44	A	31	B	25	C	40	B	199	33.2	B	25.5
27	ABILAH MOHAMED KOMBO	M	25	C	39	B	40	B	33	B	28	C	33	B	198	33.0	B	28.5
28	BENSON JAJEGE MASIGE	M	32	B	36	B	40	B	41	A	32	B	17	D	198	33.0	B	28.5
29	KARINE GODFREY FRANCIS	F	17	D	37	B	45	A	33	B	25	C	41	A	198	33.0	B	28.5
30	VIVIAN EVANCE KACHENJE	F	20	D	31	B	41	A	33	B	34	B	39	B	198	33.0	B	28.5
31	DAVIS SOLOMON KIMISHUA	M	19	D	35	B	34	B	29	C	40	B	40	B	197	32.8	B	31.5
32	ANGEL JULIUS KIURE	F	26	C	34	B	44	A	22	C	33	B	38	B	197	32.8	B	31.5
33	ELIS LAZARO KASANGA	F	15	D	37	B	46	A	34	B	25	C	39	B	196	32.7	B	33.5
34	KHANNAT JOSEPH CHOME	F	19	D	36	B	42	A	35	B	24	C	40	B	196	32.7	B	33.5
35	JOAN JOSEPHAT MWAGENI	F	19	D	31	B	39	B	37	B	30	C	38	B	194	32.3	B	35
36	SHADYA MUSSA KATIMBA	F	15	D	31	B	35	B	32	B	34	B	45	A	192	32.0	B	36.5
37	YUSTINA ERASTO KIRIA	F	16	D	38	B	42	A	26	C	33	B	37	B	192	32.0	B	36.5
38	AMINA ABDALLAH ABDALLAH	F	10	E	29	C	47	A	35	B	31	B	39	B	191	31.8	B	38
39	HALIMA SHAIBU MOHAMED	F	17	D	34	B	40	B	36	B	24	C	37	B	188	31.3	B	39
40	ISMAIL SALUM KIGOLA	M	25	C	34	B	42	A	31	B	31	B	24	C	187	31.2	B	40
41	EVIS LAZARO KASANGA	M	21	C	39	B	37	B	27	C	33	B	27	C	184	30.7	B	41.5
42	VANESSA JASTUS MATOLA	F	20	D	29	C	40	B	33	B	28	C	34	B	184	30.7	B	41.5
43	FATUMA NASSORO MGAMO	F	15	D	34	B	43	A	33	B	20	D	35	B	180	30.0	C	43
44	CRIVIAN CHRISTOPHER MWASUMBWI	F	16	D	37	B	37	B	34	B	22	C	30	C	176	29.3	C	44.5
45	FATUMA SALEHE MASANYIKA	F	15	D	32	B	43	A	33	B	17	D	36	B	176	29.3	C	44.5
46	CAROLINE ELIUD ALEX	F	11	D	35	B	38	B	31	B	22	C	35	B	172	28.7	C	46
47	ELISHA GRAYSON KAVUMO	M																