
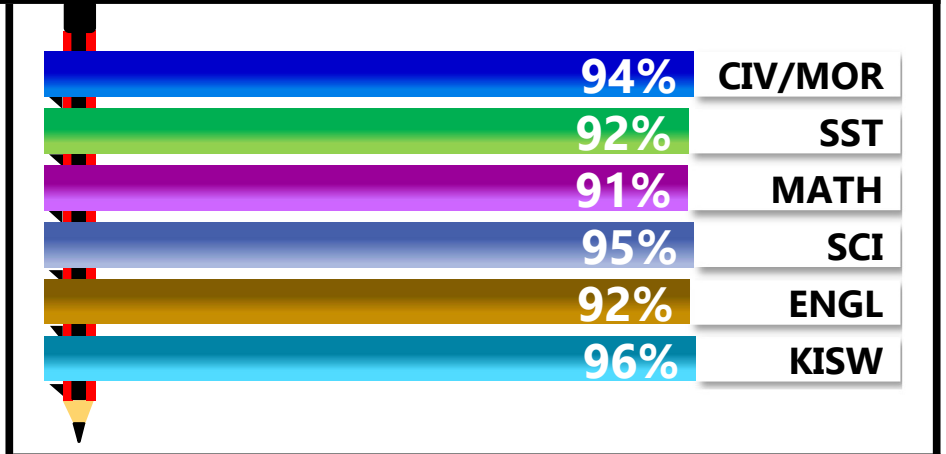
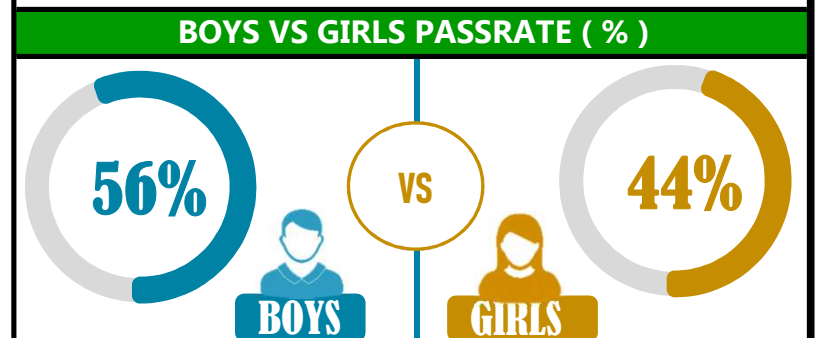
		<h1>TUMAINI</h1>			
REGION: MWANZA		<b>SCHOOL AVERAGE</b>	<b>280.2</b>	OVERALL GRADE	
DISTRICT: MWANZA				CATEGORY	
				<b>BELOW 40</b>	

## SUBJECT PERFORMANCE ANALYSIS

SUBJECT NAME	AVG	%	RNK
KISWAHILI	47.9	96%	1
SCIENCE	47.4	95%	2
CIVIC & MORAL	47.2	94%	3
ENGLISH	46.2	92%	4
SOCIAL STUDIES	45.8	92%	5
MATHEMATICS	45.7	91%	6
BOYS/GIRLS PASS RATE	STD	AVG	%
BOYS	6	0.56	56%
GIRLS	4	0.44	44%



GRADE ANALYSIS SUMMARY					
SUBJECT NAME/GRADE	A	B	C	D	E
MATHEMATICS	9	0	0	0	0
KISWAHILI	9	0	0	0	0
ENGLISH	9	0	0	0	0
SCIENCE	9	0	0	0	0
SOCIAL STUDIES	9	0	0	0	0
CIVIC AND MORAL	8	0	0	0	0



OVERALL GRADE ANALYSIS	NO.	SEATED	%
A	9	9	100%
B	0		0%
C	0		0%
D	0	0	0%
E	0		0%

OVERALL PERFORMANCE ANALYSIS		
REGISTERED	10	100%
SEATED	9	90%
ABSENTEES	1	10%
PASSED	9	90%
FAILED	0	0%

INDEX	NAME	SEX	MATHEMATICS		KISWAHILI		ENGLISH		SCIENCE		SOCIAL STUDIES		CIVIC & MORAL		TOTAL	AVERAGE	OVERALL GRADE	SCH POSITION	OVERALL POSITION
1	EDWARD AGUTU JOHN	M	45	A	50	A	46	A	48	A	47	A	48	A	284	47	A	1.5	15.5
2	SHYHEIM MNYONGE OMARY	M	49	A	49	A	44	A	49	A	47	A	46	A	284	47	A	1.5	15.5
3	AUGUSTINO OWITI JOHN	M	47	A	47	A	46	A	50	A	45	A	47	A	282	47	A	3.5	25
4	SHARIFA ALLY SALUM	F	44	A	48	A	49	A	47	A	46	A	48	A	282	47	A	3.5	25
5	JENIPHER JOHN OWINJO	F	45	A	49	A	46	A	48	A	45	A	47	A	280	47	A	5	38.5
6	PHABIAN PHILIMON GRADUS	M	44	A	46	A	48	A	47	A	46	A	48	A	279	47	A	6.5	49
7	FRIDA MTONGOLI GILBERT	F	47	A	46	A	45	A	47	A	46	A	48	A	279	47	A	6.5	49
8	GERVAS ROBERT DEUS	M	44	A	48	A	45	A	48	A	45	A	46	A	276	46	A	8.5	93.5
9	BENITHA JOSEPH LOZALI	F	46	A	48	A	47	A	43	A	45	A	47	A	276	46	A	8.5	93.5
10	GASTONI MASHAURI JAMES	M																	