
	<h1>UKEREWE</h1>		
<b>REGION: MWANZA</b>	<b>SCHOOL AVERAGE: 227.0</b>	<b>CATEGORY</b>	<b>BELOW 40</b>
<b>DISTRICT: MWANZA</b>		<b>CANDIDATES</b>	<b>22</b>
<b>SUBJECT PERFORMANCE ANALYSIS</b>			

SUBJECT NAME	AVG	%	RNK
MATHEMATICS	48.3	97%	1
SCIENCE	47.5	95%	2
ENGLISH	47.1	94%	3
SOCIAL STUDIES	44.7	89%	4
KISWAHILI	39.2	78%	5

BOYS/GIRLS PASS RATE	STD	AVG	%
BOYS	10	45.7	91%
GIRLS	12	45.0	90%


  

GRADE ANALYSIS SUMMARY					
SUBJECT NAME/GRADE	A	B	C	D	F
MATHEMATICS	22	0	0	0	0
KISWAHILI	9	12	1	0	0
ENGLISH	21	0	0	0	0
SCIENCE	22	0	0	0	0
SOCIAL STUDIES	22	0	0	0	0

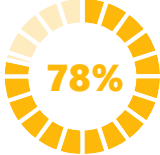
  

OVERALL GRADE ANALYSIS	NO.	SEATED	%
A	22	22	100%
B	0		0%
C	0		0%
D	0		0%
F	0		0%


  



**94%**  
ENGLISH




**78%**  
KISWAHILI

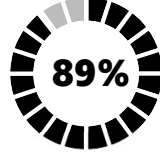


**97%**  
MATHS





**95%**  
SCIENCE








**89%**  
SOCIAL STUDIES

BOY'S VS GIRLS' PASSRATE (%)	
 <p><b>91%</b></p>	 <p><b>90%</b></p>

OVERALL GRADE ANALYSIS (%)				
 <b>100</b>	 <b>0%</b>	 <b>0%</b>	 <b>0%</b>	 <b>0%</b>
A	B	C	D	F

INDEX	NAME	SEX	MATHEMATICS		KISWAHILI		ENGLISH		SCIENCE		SOCIAL STUDIES		TOTAL	AVERAGE	OVR GRADE	SCH POSITION	OVERALL POSITION
1	PRISCILIA NYAMASUYA PETER	F	50	A	43	A	47	A	47	A	45	A	232	46	A	1	100
2	ANTHONY PETER KISHAU	M	49	A	40	B	49	A	48	A	45	A	231	46	A	5	125
3	BRIGHTON MSESE SORWA	M	49	A	41	A	48	A	48	A	45	A	231	46	A	5	125
4	DERICK CHARLES MKAIMA	M	50	A	40	B	48	A	48	A	45	A	231	46	A	5	125
5	HAULA MOSHI MACHONGO	F	50	A	41	A	47	A	48	A	45	A	231	46	A	5	125
6	HOPPENICE EDWARD CHONGO	F	50	A	42	A	47	A	48	A	44	A	231	46	A	5	125
7	RHOBI JUMA MUHONI	F	50	A	42	A	47	A	47	A	45	A	231	46	A	5	125
8	EMILIAN SARIGE MTESIGWA	M	50	A	41	A	47	A	49	A	43	A	230	46	A	9	150.5
9	SAMSON FERDINARD KAMATA	M	50	A	40	B	47	A	48	A	45	A	230	46	A	9	150.5
10	ELIA PETER KISHAU	M	50	A	40	B	47	A	47	A	45	A	229	46	A	11	180.5
11	INNOCENT MNAKU PONCIAN	M	49	A	40	B	47	A	48	A	45	A	229	46	A	11	180.5
12	JANETH JOHN NYAONGE	F	50	A	41	A	47	A	47	A	44	A	229	46	A	11	180.5
13	NYAMBUGE WAMBURA MANYAMA	F	47	A	42	A	47	A	47	A	45	A	228	46	A	14	211.5
14	SARAFINA BITURO COSTANTINE	F	49	A	39	B	47	A	48	A	45	A	228	46	A	14	211.5
15	GOODLUCK BONAVENTURA MWANG	M	50	A	38	B	45	A	48	A	45	A	226	45	A	16	273.5
16	SABINA ROBERT NZUMBI	F	46	A	41	A	48	A	47	A	44	A	226	45	A	16	273.5
17	JOHN MASHELAGO STEVEN	M	48	A	38	B	47	A	47	A	45	A	225	45	A	18	304.5
18	MERISIANA JOHN NDEGE	F	49	A	36	B	47	A	48	A	45	A	225	45	A	18	304.5
19	GEORGE SALASALA BULUBA	M	48	A	36	B	47	A	48	A	44	A	223	45	A	19	357.5
20	GLADNESS NYAMBWI SAMSON	F	46	A	35	B	47	A	47	A	45	A	220	44	A	21	440
21	ZAWADI MEMBO MAGOBE	F	44	A	37	B	47	A	47	A	45	A	220	44	A	21	440
22	BEATRICE YOHANA BENSON	F	42	A	30	C	46	A	45	A	44	A	207	41	A	22	925