
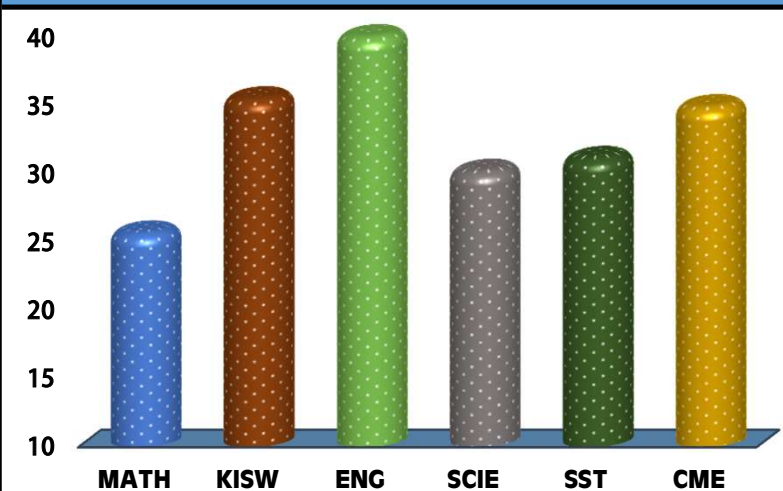
	<h1 style="margin:0;">URSULINE</h1>	
REGION: KAGERA	SCHOOL AVERAGE: 33.4	DISTRICT: ILALA
SUBJECT AND GRADE PERFORMANCE ANALYSIS		



SUBJECT RANKING			
ENGLISH	42.9	86%	1
KISWAHILI	35.5	71%	2
CIVIC AND MORAL EDUCATION	34.9	70%	3
SOCIAL STUDIES	31.1	62%	4
SCIENCE	30.2	60%	5
MATHEMATICS	25.6	51%	6

SUBJECT GRADE ANALYSIS					
SUBJECT/GRADE	A	B	C	D	F
MATHEMATICS	4	7	10	9	0
KISWAHILI	4	24	5	0	0
ENGLISH	26	7	0	0	0
SCIENCE	4	10	15	4	0
SOCIAL STUDIES	4	13	14	1	0
CIVIC AND MORAL	7	19	4	3	0

OVERALL GRADE ANALYSIS			
A	5	33	6%
B	18		22%
C	9		11%
D	1		1%
F	0		0%

CHART SUBJECT ANALYSIS



BOYS VS GIRLS PERFORMANCE				
	SAT		SAT	TOTAL
	19		14	33
34%		33%		

SEATED	33	100%
ABSENTEES	0	0%
PASSED	32	97%
FAILED	1	3%

NO	NAME	SEX	MATH		KISW		ENG		SCI		SST		CME		TOTAL	AVG	GRADE	POS
1	DORA PETER NTAMBI	F	39	B	45	A	49	A	43	A	42	A	46	A	264	44.0	A	1
2	ELISE KOKUHAISIRIZA ELEVATUS	F	46	A	33	B	48	A	42	A	44	A	49	A	262	43.7	A	2
3	STANLEY PAUL MSHANA	M	46	A	38	B	46	A	41	A	41	A	45	A	257	42.8	A	3.5
4	GLORY MATHEW NTANDU	F	46	A	38	B	48	A	40	B	40	B	45	A	257	42.8	A	3.5
5	GIDEON JOACHIM NTUNGI	M	39	B	44	A	44	A	39	B	42	A	43	A	251	41.8	A	5
6	DENNIS ERNEST MAALUGU	M	38	B	34	B	44	A	41	A	40	B	39	B	236	39.3	B	6
7	ENOCK GEOFFREY OMARCH	M	44	A	39	B	42	A	37	B	35	B	37	B	234	39.0	B	7
8	ALLEN CHRISTOPHER MARIJAN	M	30	C	39	B	45	A	38	B	37	B	44	A	233	38.8	B	8
9	GERMANO MOSSES LUGURU	M	28	C	38	B	45	A	36	B	40	B	37	B	224	37.3	B	9
10	PUDENCIANA ANJELIST LUJUO	F	23	C	43	A	44	A	34	B	33	B	45	A	222	37.0	B	10
11	MICHAEL MOHAMED SANGANO	M	29	C	39	B	41	A	38	B	35	B	35	B	217	36.2	B	11
12	ERIKA ELIAS KIBYALA	F	33	B	35	B	45	A	33	B	32	B	38	B	216	36.0	B	12
13	MARTIN CLEMENT MOHAMED	M	25	C	36	B	43	A	33	B	36	B	37	B	210	35.0	B	13
14	ABIGAILI JOHANES WANKURU	F	35	B	34	B	42	A	29	C	29	C	36	B	205	34.2	B	14
15	GRACIOUS BONIFANCE KIRUNDWA	M	34	B	37	B	45	A	27	C	27	C	34	B	204	34.0	B	15
16	AZRIEL JOHANES	M	35	B	32	B	44	A	30	C	28	C	34	B	203	33.8	B	16
17	MOUREENE MOSHI MFINANGA	F	23	C	41	A	46	A	24	C	24	C	39	B	197	32.8	B	17
18	IRENE ISAAC MPAKI	F	27	C	35	B	44	A	26	C	32	B	32	B	196	32.7	B	18
19	DERICK JOB KAPANGE	M	22	C	29	C	42	A	37	B	28	C	32	B	190	31.7	B	19
20	ADAMSON ANDERSON MWAKABANA	M	12	D	39	B	42	A	25	C	33	B	34	B	185	30.8	B	21
21	FAHAD IBRAHIM MAGADI	M	18	D	37	B	42	A	22	C	31	B	35	B	185	30.8	B	21
22	IRENE MALAGIRA SINDA	F	15	D	37	B	46	A	29	C	22	C	36	B	185	30.8	B	21
23	ANGEL JUSTIN MBILINYI	F	18	D	37	B	37	B	29	C	34	B	29	C	184	30.7	B	23
24	VIVIAN ELIA MWANKINA	F	22	C	34	B	41	A	28	C	21	C	36	B	182	30.3	C	24
25	PERES SILVERY MAGAMBO	M	16	D	30	C	41	A	26	C	28	C	39	B	180	30.0	C	25

NO	NAME	SEX	MATH		KISW		ENG		SCI		SST		CME		TOTAL	AVG	GRADE	POS
26	ELIAS MARWA MAGAWA	M	17	D	35	B	40	B	22	C	28	C	36	B	178	29.7	C	26
27	BRIGHTON JESSE LUGENGE	M	19	D	34	B	39	B	24	C	28	C	31	B	175	29.2	C	27
28	BRIAN SELESTINE MROSSO	M	13	D	32	B	40	B	22	C	28	C	30	C	165	27.5	C	28
29	BILALI NOVATUS MAHANYU	M	11	D	26	C	40	B	28	C	28	C	30	C	163	27.2	C	29
30	BRIAN ANDREW MMASI	M	22	C	34	B	45	A	18	D	25	C	16	D	160	26.7	C	30
31	TUPILIKEGE JOHARI MSOKWA	F	10	E	31	B	43	A	20	D	27	C	23	C	154	25.7	C	31
32	BRILLIANCE PATRICK CHOTTO	F	7	E	29	C	37	B	17	D	18	D	17	D	125	20.8	C	32
33	BRIGHTNESS PATRICK CHOTTO	F	4	E	26	C	36	B	17	D	10	E	12	D	105	17.5	D	33