
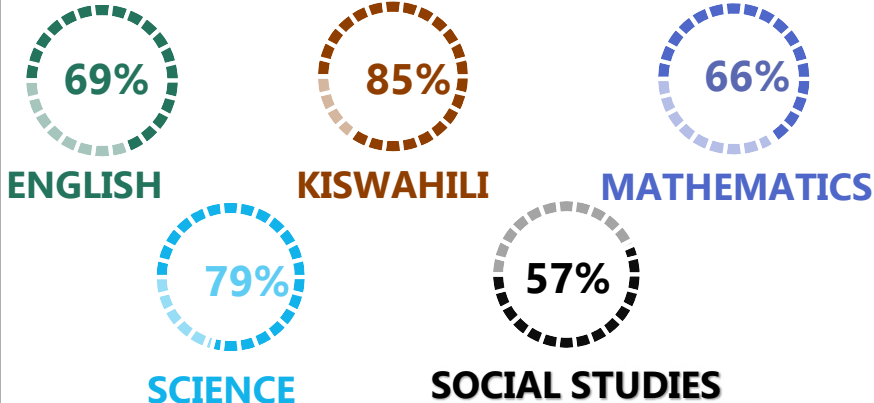

		USAGARA																												
REGION: MWANZA		SCHOOL AVERAGE: 178.1			BAND 4																									
DISTRICT: MWANZA					CATEGORY ABOVE 40																									
SUBJECT PERFORMANCE ANALYSIS																														
<table border="1"> <thead> <tr> <th>SUBJECT NAME</th> <th>AVG</th> <th>%</th> <th>RNK</th> </tr> </thead> <tbody> <tr> <td>KISWAHILI</td> <td>42.5</td> <td>85%</td> <td>1</td> </tr> <tr> <td>SCIENCE</td> <td>39.6</td> <td>79%</td> <td>2</td> </tr> <tr> <td>ENGLISH</td> <td>34.6</td> <td>69%</td> <td>3</td> </tr> <tr> <td>MATHEMATICS</td> <td>33.1</td> <td>66%</td> <td>4</td> </tr> <tr> <td>SOCIAL STUDIES</td> <td>28.3</td> <td>57%</td> <td>5</td> </tr> </tbody> </table>				SUBJECT NAME	AVG	%	RNK	KISWAHILI	42.5	85%	1	SCIENCE	39.6	79%	2	ENGLISH	34.6	69%	3	MATHEMATICS	33.1	66%	4	SOCIAL STUDIES	28.3	57%	5			
SUBJECT NAME	AVG	%	RNK																											
KISWAHILI	42.5	85%	1																											
SCIENCE	39.6	79%	2																											
ENGLISH	34.6	69%	3																											
MATHEMATICS	33.1	66%	4																											
SOCIAL STUDIES	28.3	57%	5																											
<table border="1"> <thead> <tr> <th>BOYS/GIRLS PASS RATE</th> <th>STD</th> <th>AVG</th> <th>%</th> </tr> </thead> <tbody> <tr> <td>BOYS</td> <td>20</td> <td>0.49</td> <td>49%</td> </tr> <tr> <td>GIRLS</td> <td>21</td> <td>0.51</td> <td>51%</td> </tr> </tbody> </table>				BOYS/GIRLS PASS RATE	STD	AVG	%	BOYS	20	0.49	49%	GIRLS	21	0.51	51%															
BOYS/GIRLS PASS RATE	STD	AVG	%																											
BOYS	20	0.49	49%																											
GIRLS	21	0.51	51%																											
GRADE ANALYSIS SUMMARY																														
SUBJECT NAME/GRADE		A	B	C	D	E																								
MATHEMATICS		4	24	12	1	0																								
KISWAHILI		31	10	0	0	0																								
ENGLISH		4	28	9	0	0																								
SCIENCE		19	20	1	0	0																								
SOCIAL STUDIES		0	13	26	2	0																								
OVERALL GRADE ANALYSIS		NO.	SEATED	%																										
41- 45		2	41	5%																										
30.5 - 40		39		95%																										
20.5 - 30		0		0%																										
10.5 - 20		0	0	0%																										
0- 10		0		0%																										
OVERALL PERFORMANCE ANALYSIS																														
REGISTERED	41	100%																												
SEATED	41	100%																												
ABSENTEES	0	0%																												
PASSED	41	100%																												
FAILED	0	0%																												
SCHOOL POSITION	37																													
TOTAL SCHOOLS	52																													

INDEX	NAME	SEX	MATHEMATICS	KISWAHILI	ENGLISH	SCIENCE	SOCIAL STUDIES	TOTAL	AVERAGE	OVR GRADE	SCH POSITION	OVERALL POSITION					
1	BELINDA BAKILANA NGUGI	F	44	A	44	A	42	A	47	A	36	B	213	43	A	1	1426.5
2	CLAUD NG'HOBOKO KASUKA	M	46	A	47	A	36	B	45	A	33	B	207	41	A	2	1843.5
3	CATHERINE MASHIKU THOMAS	F	35	B	44	A	38	B	44	A	40	B	201	40	B	3	2242
4	CATHERINE MAGUHA CHARLES	F	40	B	40	B	40	B	47	A	32	B	199	40	B	4	2373
5	ALIVIA JULIAN BYELA	F	42	A	43	A	40	B	43	A	27	C	195	39	B	5	2614.5
6	BENEDICTOR RUVUZA RICHARD	M	44	A	42	A	36	B	45	A	27	C	194	39	B	6	2672
7	DELPHINA DEUSDEDITH MLAY	F	33	B	43	A	35	B	46	A	34	B	191	38	B	7	2834
8	BRITON HOSEA MAHUBE	M	36	B	43	A	35	B	42	A	34	B	190	38	B	8	2884
9	YOHANA ISACK MKAMA	M	38	B	43	A	35	B	44	A	29	C	189	38	B	9	2931.5
10	BENARD MASHAKA KAZUNGU	M	32	B	49	A	34	B	41	A	32	B	188	38	B	11	2987
11	ABIGAEEL PETER KIRUGU	F	32	B	44	A	31	B	43	A	38	B	188	38	B	11	2987
12	AGRIPINA DEONATUS BISEKO	F	38	B	44	A	37	B	38	B	31	B	188	38	B	11	2987
13	KAFASHE MUSSA MBILIKO	M	40	B	40	B	36	B	43	A	28	C	187	37	B	13	3046
14	SALIM SHABANI ABBAS	M	40	B	45	A	35	B	34	B	32	B	186	37	B	14	3105.5
15	ELIZABETH ANISETH AMEDE	F	38	B	42	A	32	B	47	A	26	C	185	37	B	15	3166
16	EDWARD JUNIOR HENRY	M	33	B	46	A	36	B	40	B	28	C	183	37	B	16	3271
17	HASSAN KARIM MASHAKA	M	40	B	43	A	29	C	41	A	29	C	182	36	B	17.5	3323
18	ALICE MWAVITA MKARUKA	F	36	B	42	A	35	B	43	A	26	C	182	36	B	17.5	3323
19	JOEL GIDEON MYENJWA	M	38	B	40	B	30	C	43	A	29	C	180	36	B	20	3427
20	MARIO BENARD KITOWA	M	34	B	44	A	38	B	37	B	27	C	180	36	B	20	3427
21	HELLENA RICHARD CHANUO	F	24	C	46	A	37	B	46	A	27	C	180	36	B	20	3427
22	JUDITH NYANGELI PAPA	F	40	B	43	A	34	B	32	B	30	C	179	36	B	22	3471.5
23	ZAMDA SELEMAN JUMA	F	25	C	45	A	45	A	42	A	21	C	178	36	B	23	3513.5
24	JOSEPHAT PAUL NYANDA	M	38	B	40	B	32	B	40	B	26	C	176	35	B	24	3605.5
25	ALFRED CHARLES LIGIMA	M	26	C	44	A	29	C	39	B	33	B	171	34	B	25.5	3832

INDEX	NAME	SEX	MATHEMATICS		KISWAHILI		ENGLISH		SCIENCE		SOCIAL STUDIES		TOTAL	AVERAGE	OVR GRADE	SCH POSITION	OVERALL POSITION
26	RACHAEL ASIMWE ELIAS	F	28	C	38	B	30	C	39	B	36	B	171	34	B	25.5	3832
27	NICASS NICKSON FRANCO	M	32	B	44	A	30	C	41	A	23	C	170	34	B	27	3872.5
28	EMMANUEL STEVEN SIAME	M	32	B	44	A	33	B	33	B	27	C	169	34	B	29	3914.5
29	MAKINGA MABULA SAYI	M	22	C	44	A	39	B	40	B	24	C	169	34	B	29	3914.5
30	REHEMA MAGILALU JAPHET	F	31	B	38	B	38	B	40	B	22	C	169	34	B	29	3914.5
31	PAULINA MALABA MUSIBA	F	31	B	41	A	29	C	40	B	26	C	167	33	B	31	3991.5
32	KINANGUKA MAYALA IDASO	M	30	C	39	B	32	B	36	B	26	C	163	33	B	33	4145
33	ONESMO SOLO LUHENDE	M	37	B	44	A	30	C	18	D	34	B	163	33	B	33	4145
34	ESTER MASUNGA NJILE	F	27	C	41	A	31	B	40	B	24	C	163	33	B	33	4145
35	THERESIA INNOCENT MALAVANU	F	21	C	42	A	42	A	37	B	19	D	161	32	B	35	4228.5
36	FRED THOMAS MASHEKU	M	25	C	43	A	30	C	36	B	26	C	160	32	B	36.5	4263.5
37	KUBOJA JOSEPH MASATU	M	34	B	44	A	26	C	29	C	27	C	160	32	B	36.5	4263.5
38	ELLEN KOKUHUMBYA MWIJAGE	F	23	C	36	B	36	B	37	B	27	C	159	32	B	38	4295.5
39	VANESSA PETER SIMON	F	20	D	42	A	42	A	35	B	19	D	158	32	B	39	4327.5
40	JOCELYNE HENERIKO KULEMBEKA	F	25	C	40	B	33	B	35	B	22	C	155	31	B	40	4427
41	MARIAM SHARIFU SIMBAMWENE	F	26	C	36	B	32	B	35	B	24	C	153	31	B	41	4499.5