
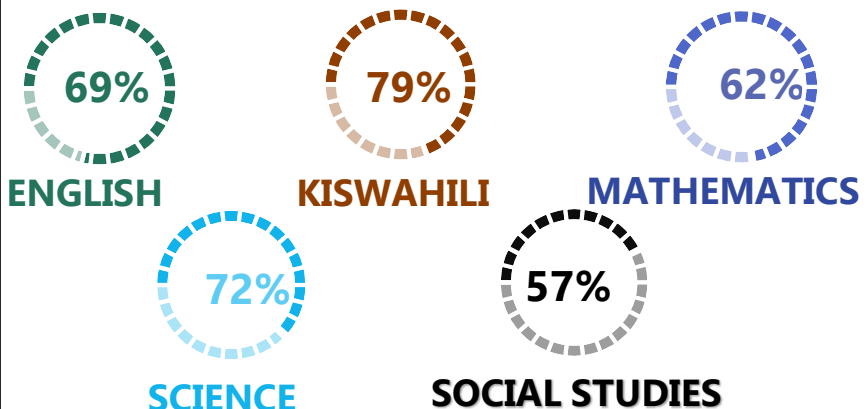

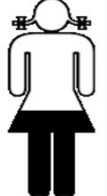




	<h1 style="margin:0;">UWATA</h1>																																																																																											
REGION: MBEYA	SCHOOL AVERAGE: 170.1	BAND 4																																																																																										
DISTRICT: MBEYA		CATEGORY ABOVE 40																																																																																										
SUBJECT PERFORMANCE ANALYSIS																																																																																												
<table border="1" style="width:100%; border-collapse: collapse;"> <thead> <tr> <th style="text-align: left;">SUBJECT NAME</th> <th style="text-align: center;">AVG</th> <th style="text-align: center;">%</th> <th style="text-align: center;">RNK</th> </tr> </thead> <tbody> <tr><td>KISWAHILI</td><td style="text-align: center;">39.4</td><td style="text-align: center;">79%</td><td style="text-align: center;">1</td></tr> <tr><td>SCIENCE</td><td style="text-align: center;">36.2</td><td style="text-align: center;">72%</td><td style="text-align: center;">2</td></tr> <tr><td>ENGLISH</td><td style="text-align: center;">34.7</td><td style="text-align: center;">69%</td><td style="text-align: center;">3</td></tr> <tr><td>MATHEMATICS</td><td style="text-align: center;">31.2</td><td style="text-align: center;">62%</td><td style="text-align: center;">4</td></tr> <tr><td>SOCIAL STUDIES</td><td style="text-align: center;">28.6</td><td style="text-align: center;">57%</td><td style="text-align: center;">5</td></tr> </tbody> </table> <table border="1" style="width:100%; border-collapse: collapse;"> <thead> <tr> <th style="text-align: left;">BOYS/GIRLS PASS RATE</th> <th style="text-align: center;">STD</th> <th style="text-align: center;">AVG</th> <th style="text-align: center;">%</th> </tr> </thead> <tbody> <tr><td>BOYS</td><td style="text-align: center;">62</td><td style="text-align: center;">0.54</td><td style="text-align: center;">54%</td></tr> <tr><td>GIRLS</td><td style="text-align: center;">57</td><td style="text-align: center;">0.46</td><td style="text-align: center;">46%</td></tr> </tbody> </table>	SUBJECT NAME	AVG	%	RNK	KISWAHILI	39.4	79%	1	SCIENCE	36.2	72%	2	ENGLISH	34.7	69%	3	MATHEMATICS	31.2	62%	4	SOCIAL STUDIES	28.6	57%	5	BOYS/GIRLS PASS RATE	STD	AVG	%	BOYS	62	0.54	54%	GIRLS	57	0.46	46%																																																								
SUBJECT NAME	AVG	%	RNK																																																																																									
KISWAHILI	39.4	79%	1																																																																																									
SCIENCE	36.2	72%	2																																																																																									
ENGLISH	34.7	69%	3																																																																																									
MATHEMATICS	31.2	62%	4																																																																																									
SOCIAL STUDIES	28.6	57%	5																																																																																									
BOYS/GIRLS PASS RATE	STD	AVG	%																																																																																									
BOYS	62	0.54	54%																																																																																									
GIRLS	57	0.46	46%																																																																																									
<table border="1" style="width:100%; border-collapse: collapse;"> <thead> <tr> <th colspan="6" style="text-align: center;">GRADE ANALYSIS SUMMARY</th> </tr> <tr> <th style="text-align: left;">SUBJECT NAME/GRADE</th> <th style="text-align: center;">A</th> <th style="text-align: center;">B</th> <th style="text-align: center;">C</th> <th style="text-align: center;">D</th> <th style="text-align: center;">E</th> </tr> </thead> <tbody> <tr><td>MATHEMATICS</td><td style="text-align: center;">33</td><td style="text-align: center;">31</td><td style="text-align: center;">31</td><td style="text-align: center;">21</td><td style="text-align: center;">3</td></tr> <tr><td>KISWAHILI</td><td style="text-align: center;">62</td><td style="text-align: center;">50</td><td style="text-align: center;">6</td><td style="text-align: center;">1</td><td style="text-align: center;">0</td></tr> <tr><td>ENGLISH</td><td style="text-align: center;">22</td><td style="text-align: center;">68</td><td style="text-align: center;">25</td><td style="text-align: center;">4</td><td style="text-align: center;">0</td></tr> <tr><td>SCIENCE</td><td style="text-align: center;">41</td><td style="text-align: center;">53</td><td style="text-align: center;">22</td><td style="text-align: center;">0</td><td style="text-align: center;">0</td></tr> <tr><td>SOCIAL STUDIES</td><td style="text-align: center;">8</td><td style="text-align: center;">41</td><td style="text-align: center;">55</td><td style="text-align: center;">13</td><td style="text-align: center;">2</td></tr> </tbody> </table> <table border="1" style="width:100%; border-collapse: collapse;"> <thead> <tr> <th style="text-align: left;">OVERALL GRADE ANALYSIS</th> <th style="text-align: center;">NO.</th> <th style="text-align: center;">SEATED</th> <th style="text-align: center;">%</th> </tr> </thead> <tbody> <tr><td style="text-align: center;">A</td><td style="text-align: center;">23</td><td rowspan="3" style="text-align: center; vertical-align: middle;">117</td><td style="text-align: center;">20%</td></tr> <tr><td style="text-align: center;">B</td><td style="text-align: center;">66</td><td style="text-align: center;">56%</td></tr> <tr><td style="text-align: center;">C</td><td style="text-align: center;">28</td><td style="text-align: center;">24%</td></tr> <tr><td style="text-align: center;">D</td><td style="text-align: center;">2</td><td rowspan="2" style="text-align: center; vertical-align: middle;">2</td><td style="text-align: center;">2%</td></tr> <tr><td style="text-align: center;">E</td><td style="text-align: center;">0</td><td style="text-align: center;">0%</td></tr> </tbody> </table>	GRADE ANALYSIS SUMMARY						SUBJECT NAME/GRADE	A	B	C	D	E	MATHEMATICS	33	31	31	21	3	KISWAHILI	62	50	6	1	0	ENGLISH	22	68	25	4	0	SCIENCE	41	53	22	0	0	SOCIAL STUDIES	8	41	55	13	2	OVERALL GRADE ANALYSIS	NO.	SEATED	%	A	23	117	20%	B	66	56%	C	28	24%	D	2	2	2%	E	0	0%	<table border="1" style="width:100%; border-collapse: collapse;"> <thead> <tr> <th colspan="2" style="text-align: center;">BOYS VS GIRLS PASSRATE (%)</th> </tr> </thead> <tbody> <tr> <td style="text-align: center;">  54% </td> <td style="text-align: center;">  46% </td> </tr> </tbody> </table> <table border="1" style="width:100%; border-collapse: collapse;"> <thead> <tr> <th colspan="3" style="text-align: center;">OVERALL PERFORMANCE ANALYSIS</th> </tr> </thead> <tbody> <tr><td>REGISTERED</td><td style="text-align: center;">119</td><td style="text-align: center;">100%</td></tr> <tr><td>SEATED</td><td style="text-align: center;">119</td><td style="text-align: center;">100%</td></tr> <tr><td>ABSENTEES</td><td style="text-align: center;">0</td><td style="text-align: center;">0%</td></tr> <tr><td>PASSED</td><td style="text-align: center;">117</td><td style="text-align: center;">98%</td></tr> <tr><td>FAILED</td><td style="text-align: center;">2</td><td style="text-align: center;">2%</td></tr> <tr><td>SCHOOL POSITION</td><td colspan="2" style="text-align: center;">43</td></tr> <tr><td>TOTAL SCHOOLS</td><td colspan="2" style="text-align: center;">52</td></tr> </tbody> </table>	BOYS VS GIRLS PASSRATE (%)		 54%	 46%	OVERALL PERFORMANCE ANALYSIS			REGISTERED	119	100%	SEATED	119	100%	ABSENTEES	0	0%	PASSED	117	98%	FAILED	2	2%	SCHOOL POSITION	43		TOTAL SCHOOLS	52	
GRADE ANALYSIS SUMMARY																																																																																												
SUBJECT NAME/GRADE	A	B	C	D	E																																																																																							
MATHEMATICS	33	31	31	21	3																																																																																							
KISWAHILI	62	50	6	1	0																																																																																							
ENGLISH	22	68	25	4	0																																																																																							
SCIENCE	41	53	22	0	0																																																																																							
SOCIAL STUDIES	8	41	55	13	2																																																																																							
OVERALL GRADE ANALYSIS	NO.	SEATED	%																																																																																									
A	23	117	20%																																																																																									
B	66		56%																																																																																									
C	28		24%																																																																																									
D	2	2	2%																																																																																									
E	0		0%																																																																																									
BOYS VS GIRLS PASSRATE (%)																																																																																												
 54%	 46%																																																																																											
OVERALL PERFORMANCE ANALYSIS																																																																																												
REGISTERED	119	100%																																																																																										
SEATED	119	100%																																																																																										
ABSENTEES	0	0%																																																																																										
PASSED	117	98%																																																																																										
FAILED	2	2%																																																																																										
SCHOOL POSITION	43																																																																																											
TOTAL SCHOOLS	52																																																																																											

INDEX	NAME	SEX	MATHEMATICS	KISWAHILI	ENGLISH	SCIENCE	SOCIAL STUDIES	TOTAL	AVERAGE	OVR GRADE	SCH POSITION	OVERALL POSITION					
1	FERDINAND ENOCK KAJUNI	M	49	A	47	A	43	A	49	A	44	A	232	46	A	1	212
2	MICHAEL KIFYASI	M	47	A	47	A	46	A	47	A	43	A	230	46	A	2	309
3	FRANCIS BONFACE SHAYO	M	48	A	45	A	48	A	48	A	39	B	228	46	A	3	406.5
4	LILIAN ALLY SHEYO	F	47	A	46	A	43	A	49	A	41	A	226	45	A	4	525.5
5	SHIMWE ERNEST NKANGAZA	M	45	A	46	A	41	A	48	A	44	A	224	45	A	5	671
6	NEEMA JACKSON NYAMLE	F	44	A	47	A	46	A	46	A	40	B	223	45	A	6	745.5
7	SEVERIN CLEMENCE KIWONDE	M	47	A	44	A	44	A	45	A	41	A	221	44	A	7.5	883.5
8	ANGEL SANGA	F	48	A	46	A	44	A	47	A	36	B	221	44	A	7.5	883.5
9	BERNAD JERAD MASHULANO	M	47	A	44	A	39	B	45	A	42	A	217	43	A	9	1155.5
10	BENEDICTO B. MASHULANO	M	47	A	45	A	39	B	49	A	36	B	216	43	A	10	1221
11	NOAH IMANI MAHENGE	M	48	A	46	A	41	A	47	A	31	B	213	43	A	11	1426.5
12	BAHATI ROBERT	F	46	A	45	A	41	A	44	A	35	B	211	42	A	12	1562
13	JOSHUA ELIAS MWAILINGA	M	43	A	44	A	36	B	48	A	39	B	210	42	A	13.5	1639.5
14	RACHEL LUCAS MWAMALILI	F	44	A	44	A	41	A	42	A	39	B	210	42	A	13.5	1639.5
15	MOSES ENOCK PWELE	M	45	A	45	A	38	B	46	A	35	B	209	42	A	15.5	1707.5
16	RICHARD MAPESA	M	43	A	44	A	42	A	45	A	35	B	209	42	A	15.5	1707.5
17	FADHILI EMANUEL FUNGO	M	38	B	43	A	37	B	46	A	43	A	207	41	A	18	1843.5
18	JAPHET SANGA	M	47	A	44	A	38	B	44	A	34	B	207	41	A	18	1843.5
19	GLADNESS KIJAZI	F	46	A	45	A	44	A	42	A	30	C	207	41	A	18	1843.5
20	ADHIMU LUCAS SINGOI	M	45	A	43	A	40	B	41	A	37	B	206	41	A	20	1909.5
21	SIMON SIJALI	M	43	A	44	A	39	B	41	A	38	B	205	41	A	21	1973
22	DANIEL SIMON MAPUNDA	M	42	A	41	A	39	B	45	A	37	B	204	41	A	22	2037
23	VERONICA J.NDABAZANIE	F	49	A	44	A	41	A	39	B	30	C	203	41	A	23	2104.5
24	VALENCE B. MWAKALINGA	M	46	A	42	A	40	B	36	B	38	B	202	40	B	24	2176.5
25	THOMAS FRED MYINGA	M	42	A	41	A	38	B	41	A	39	B	201	40	B	25	2242

INDEX	NAME	SEX	MATHEMATICS		KISWAHILI		ENGLISH		SCIENCE		SOCIAL STUDIES		TOTAL	AVERAGE	OVR GRADE	SCH POSITION	OVERALL POSITION
26	BENSON LUHEKELO SANGA	M	41	A	42	A	40	B	45	A	32	B	200	40	B	26.5	2306
27	NANCY SIFAEEL SANGA	F	36	B	45	A	44	A	42	A	33	B	200	40	B	26.5	2306
28	HANCY KENETH	M	40	B	39	B	42	A	43	A	35	B	199	40	B	29	2373
29	PRINCE ANYEMILE	M	43	A	42	A	40	B	37	B	37	B	199	40	B	29	2373
30	ANGEL FELEX	F	45	A	43	A	38	B	41	A	32	B	199	40	B	29	2373
31	HAPPY B. CHIPETA	F	43	A	44	A	36	B	45	A	29	C	197	39	B	31	2496.5
32	NOEL ELIBARIKI MWENDA	M	45	A	38	B	34	B	45	A	34	B	196	39	B	32.5	2555
33	MIRIAM BONIVENTURE SANGA	F	38	B	47	A	39	B	45	A	27	C	196	39	B	32.5	2555
34	LAITON SALVATORY WAMBALI	M	39	B	43	A	34	B	42	A	37	B	195	39	B	34.5	2614.5
35	ANGEL ABASI KYANDO	F	41	A	47	A	38	B	43	A	26	C	195	39	B	34.5	2614.5
36	NICK RASHIDI	M	43	A	42	A	41	A	36	B	31	B	193	39	B	36	2725
37	BRIAN SHIJA THOBIAS	M	36	B	41	A	40	B	44	A	31	B	192	38	B	37.5	2777.5
38	GESKUTA LUCAS MTEGA	F	36	B	41	A	41	A	43	A	31	B	192	38	B	37.5	2777.5
39	MARIAM YESSAYA MWAKIFUNA	F	36	B	42	A	39	B	39	B	35	B	191	38	B	39	2834
40	SARAH ELIAS MANYAMA	F	43	A	39	B	39	B	41	A	27	C	189	38	B	40	2931.5
41	JOANE KAWACHA	F	36	B	42	A	42	A	35	B	33	B	188	38	B	41	2987
42	MAGRET J. NDEMBA	F	34	B	42	A	37	B	40	B	33	B	186	37	B	42	3105.5
43	MOHAMED OMARY	M	25	C	38	B	37	B	43	A	42	A	185	37	B	43	3166
44	LILIAN DENIS MWANKWSYA	F	36	B	42	A	40	B	36	B	30	C	184	37	B	44	3221
45	MARITIN MAKOYE	M	31	B	43	A	40	B	35	B	32	B	181	36	B	45.5	3377
46	ALATUHECHE I. MATIMBWI	F	29	C	40	B	41	A	43	A	28	C	181	36	B	45.5	3377
47	NEEMA PROSPER SWAI	F	30	C	43	A	41	A	41	A	24	C	179	36	B	47	3471.5
48	MARK GWAMAKA	M	26	C	41	A	40	B	39	B	32	B	178	36	B	48	3513.5
49	NAOMI OMBENI W ILLIAM	F	41	A	36	B	36	B	37	B	27	C	177	35	B	49	3558
50	GRACE MENARD	F	33	B	42	A	33	B	38	B	28	C	174	35	B	50	3698.5

INDEX	NAME	SEX	MATHEMATICS		KISWAHILI	ENGLISH		SCIENCE		SOCIAL STUDIES		TOTAL	AVERAGE	OVR GRADE	SCH POSITION	OVERALL POSITION	
51	REHEMA EDSON KAGAMBI	F	35	B	42	A	33	B	38	B	25	C	173	35	B	51	3744
52	BRIAN FELISHAN KOMBA	M	35	B	39	B	34	B	35	B	28	C	171	34	B	52.5	3832
53	HENRY RAYMOND MUSHI	M	24	C	42	A	38	B	35	B	32	B	171	34	B	52.5	3832
54	DESMOND ADEN MWASANDUBE	M	31	B	42	A	27	C	37	B	32	B	169	34	B	54	3914.5
55	NARASA M. SARO	F	35	B	42	A	35	B	33	B	23	C	168	34	B	55	3955
56	NASHI MWEZIMPYA	M	30	C	33	B	36	B	36	B	32	B	167	33	B	57	3991.5
57	NURUKHERY N. MKAHALYUSI	M	31	B	42	A	30	C	39	B	25	C	167	33	B	57	3991.5
58	LILIAN BOSCO MABENA	F	30	C	41	A	37	B	32	B	27	C	167	33	B	57	3991.5
59	JESCA ARON	F	34	B	40	B	34	B	30	C	27	C	165	33	B	59.5	4069.5
60	RESTITUTA B. KAOMBWE	F	25	C	38	B	33	B	44	A	25	C	165	33	B	59.5	4069.5
61	GWANKISA AMOS AMBILIKILE	M	32	B	44	A	34	B	31	B	23	C	164	33	B	62	4104.5
62	FARAJA JACKSON KAMANGU	F	37	B	41	A	34	B	30	C	22	C	164	33	B	62	4104.5
63	MERCIEL MGIMBA	F	24	C	44	A	35	B	33	B	28	C	164	33	B	62	4104.5
64	JUNIOR ZUBERI	M	32	B	45	A	28	C	31	B	27	C	163	33	B	65	4145
65	MAXIMILIAN LUGOE	M	33	B	37	B	34	B	32	B	27	C	163	33	B	65	4145
66	NURU GRAYSON NGOGO	F	34	B	39	B	34	B	35	B	21	C	163	33	B	65	4145
67	JUNIOR GEOFREY	M	32	B	37	B	31	B	29	C	33	B	162	32	B	67.5	4189
68	AGNESS MICK SANGA	F	37	B	35	B	33	B	30	C	27	C	162	32	B	67.5	4189
69	FORD NZALALILA	M	15	D	34	B	35	B	40	B	37	B	161	32	B	69.5	4228.5
70	JOSHUA MBILINYI	M	16	D	41	A	27	C	44	A	33	B	161	32	B	69.5	4228.5
71	ERICK WILIAM MWAMBIPILE	M	28	C	35	B	32	B	37	B	28	C	160	32	B	72.5	4263.5
72	GEOGRE NDUNDU PETRO	M	32	B	31	B	33	B	32	B	32	B	160	32	B	72.5	4263.5
73	BLESSING ABEL LUFINGO	F	27	C	36	B	39	B	33	B	25	C	160	32	B	72.5	4263.5
74	DOREEN YESAYA SUDI	F	30	C	40	B	32	B	32	B	26	C	160	32	B	72.5	4263.5
75	HARITH TOMSON	M	26	C	40	B	29	C	36	B	28	C	159	32	B	75	4295.5

INDEX	NAME	SEX	MATHEMATICS		KISWAHILI		ENGLISH		SCIENCE		SOCIAL STUDIES		TOTAL	AVERAGE	OVR GRADE	SCH POSITION	OVERALL POSITION
76	ELISHA ELIKANA WALES	M	18	D	36	B	31	B	38	B	35	B	158	32	B	77.5	4327.5
77	GIFT AMIN SANGA	M	22	C	38	B	37	B	34	B	27	C	158	32	B	77.5	4327.5
78	ANGELA APOLINARY CHOVE	F	17	D	35	B	36	B	35	B	35	B	158	32	B	77.5	4327.5
79	SYLVIA TWESA	F	18	D	39	B	38	B	37	B	26	C	158	32	B	77.5	4327.5
80	HARISON KILEMBE	M	23	C	41	A	29	C	37	B	27	C	157	31	B	80	4359
81	ELIA MALEKELA	M	28	C	37	B	32	B	32	B	27	C	156	31	B	82.5	4392
82	HENRY MAJULA	M	30	C	32	B	30	C	34	B	30	C	156	31	B	82.5	4392
83	JUDITH DEUSDIS MAYALA	F	32	B	37	B	32	B	22	C	33	B	156	31	B	82.5	4392
84	MARIA E. MWAMASIKA	F	20	D	42	A	40	B	33	B	21	C	156	31	B	82.5	4392
85	ADELLA MLWILO	F	24	C	43	A	31	B	33	B	24	C	155	31	B	85	4427
86	HEBRON MICK SANGA	M	15	D	41	A	36	B	37	B	25	C	154	31	B	87	4462.5
87	NICOLOUS MAHAVA	M	22	C	35	B	33	B	34	B	30	C	154	31	B	87	4462.5
88	IRENE KENEDY MAKOMBE	F	26	C	34	B	36	B	34	B	24	C	154	31	B	87	4462.5
89	EMANUEL SARWAT	M	18	D	39	B	29	C	42	A	25	C	153	31	B	89	4499.5
90	ABRAHAM HASSAN ALLY	M	26	C	42	A	27	C	32	B	25	C	152	30	C	91	4536
91	BARAKA D. MWAMPALILE	M	27	C	37	B	29	C	32	B	27	C	152	30	C	91	4536
92	MBARIKIWA A. MWAIJULU	M	24	C	40	B	34	B	31	B	23	C	152	30	C	91	4536
93	AGAPE MESHACK CHALE	F	19	D	34	B	32	B	36	B	30	C	151	30	C	93.5	4569
94	ERISTA TWEVE	F	31	B	41	A	41	A	29	C	9	E	151	30	C	93.5	4569
95	NEHEMIA ABIEL SWILA	M	37	B	38	B	35	B	26	C	14	D	150	30	C	95	4600.5
96	PATIENCE N. CHOLENGO	F	15	D	34	B	37	B	36	B	26	C	148	30	C	96	4663
97	EMANUEL ZEPHANIA LYEHO	M	16	D	41	A	34	B	29	C	25	C	145	29	C	97.5	4746
98	NIKUBHUKA MAKI	F	23	C	37	B	30	C	34	B	21	C	145	29	C	97.5	4746
99	SAMMY JOSHUA	M	22	C	36	B	27	C	31	B	25	C	141	28	C	99	4847.5
100	NEEMA ABISAI	F	26	C	35	B	25	C	27	C	24	C	137	27	C	100	4932.5

INDEX	NAME	SEX	MATHEMATICS		KISWAHILI		ENGLISH		SCIENCE		SOCIAL STUDIES		TOTAL	AVERAGE	OVR GRADE	SCH POSITION	OVERALL POSITION
101	BARAKA YOHANA KAAYA	M	21	C	33	B	28	C	30	C	24	C	136	27	C	101	4957.5
102	BECKO GILBONCE	M	21	C	30	C	32	B	31	B	21	C	135	27	C	102	4978.5
103	NEEMA SYLVESTER	F	27	C	32	B	29	C	32	B	14	D	134	27	C	103	4992.5
104	ELIZABETH MWAMENGO	F	20	D	36	B	31	B	20	D	26	C	133	27	C	104	5006
105	MARIAM ABDUL	F	25	C	40	B	22	C	21	C	18	D	126	25	C	106	5125
106	NEEMA AMOS KILIMBA	F	18	D	36	B	29	C	30	C	13	D	126	25	C	106	5125
107	JACKSON IMANI MWASUMBI	M	9	E	37	B	27	C	29	C	23	C	125	25	C	108	5139.5
108	LISSA MPOKIGWA	F	34	B	33	B	21	C	23	C	14	D	125	25	C	108	5139.5
109	ELIZABETH CHUMA	F	15	D	36	B	22	C	29	C	22	C	124	25	C	109	5148.5
110	NANCY NASSORO FIFI	F	15	D	28	C	35	B	29	C	16	D	123	25	C	110	5158
111	FARAJA VYELA	F	25	C	37	B	17	D	22	C	18	D	119	24	C	111	5202
112	JOSHUA Y. SIWINGWA	M	16	D	33	B	20	D	28	C	19	D	116	23	C	113	5237
113	JUSTINE G. MWAMBENJA	M	11	D	27	C	27	C	32	B	19	D	116	23	C	113	5237
114	RICARDO BRUNO SWALO	M	15	D	34	B	26	C	22	C	18	D	115	23	C	114	5247.5
115	DEBORA ABIEL SWILA	F	19	D	29	C	30	C	14	D	18	D	110	22	C	116	5284
116	PRISCOVIA FESTO SANGA	F	9	E	37	B	27	C	25	C	12	D	110	22	C	116	5284
117	ANGEL JAMES	F	11	D	20	D	29	C	24	C	21	C	105	21	C	117	5317.5
118	DORCAS NATHANAEL SHEMU	F	13	D	24	C	19	D	21	C	8	E	85	17	D	118	5378
119	FARAJA MASHAKA SANGA	F	6	E	24	C	15	D	14	D	14	D	73	15	D	119	5396