
	<h1>VINEYARD</h1>	
<b>REGION: DAR ES SALAAM</b>	<b>SCHOOL AVERAGE: 27.9</b>	<b>DISTRICT: ILALA</b>
<b>SUBJECT AND GRADE PERFORMANCE ANALYSIS</b>		

SUBJECT RANKING			
ENGLISH	42.4	85%	1
CIVIC AND MORAL EDUCATION	30.4	61%	2
KISWAHILI	28.6	57%	3
SOCIAL STUDIES	27.8	56%	4
SCIENCE	22.6	45%	5
MATHEMATICS	15.6	31%	6

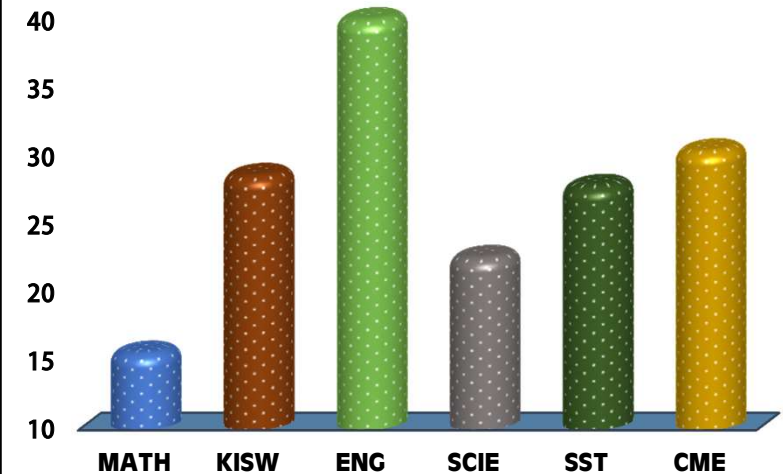
  

SUBJECT GRADE ANALYSIS					
SUBJECT/GRADE	A	B	C	D	F
MATHEMATICS	0	0	1	3	0
KISWAHILI	0	2	2	1	0
ENGLISH	4	1	0	0	0
SCIENCE	0	1	2	2	0
SOCIAL STUDIES	0	1	4	0	0
CIVIC AND MORAL	0	3	2	0	0

OVERALL GRADE ANALYSIS			
<b>A</b>	<b>0</b>	<b>5</b>	0%
<b>B</b>	<b>1</b>		1%
<b>C</b>	<b>4</b>		5%
<b>D</b>	<b>0</b>		0%
<b>F</b>	<b>0</b>		0%



CHART SUBJECT ANALYSIS



Subject	Score
MATH	15.6
KISW	28.6
ENG	42.4
SCIE	22.6
SST	27.8
CME	30.4

BOYS VS GIRLS PERFORMANCE

SAT	SAT	TOTAL
 <b>5</b>	 <b>0</b>	<b>5</b>
<b>28%</b>	<b>0</b>	

SEATED	5	100%
ABSENTEES	0	0%
PASSED	5	100%
FAILED	0	0%

NO	NAME	SEX	MATH		KISW		ENG		SCI		SST		CME		TOTAL	AVG	GRADE	POS
1	FIDELIS DENNIES EMID	M	23	C	36	B	46	A	33	B	24	C	37	B	199	33.2	B	1
2	ERICK WILLBERT NTUGWA	M	19	D	29	C	38	B	22	C	34	B	32	B	174	29.0	C	2
3	BENEDICT BARIKI MZUGUNO	M	18	D	32	B	42	A	20	D	28	C	33	B	173	28.8	C	3
4	KELVIN ANGELLO MARCEL	M	7	E	28	C	41	A	22	C	27	C	28	C	153	25.5	C	4
5	CHRISTIAN VICENT TARIMO	M	11	D	18	D	45	A	16	D	26	C	22	C	138	23.0	C	5